



# REGIONAL WORKSHOPS AND LISTENING SESSIONS

**ctc technology & energy**  
engineering & business consulting

June 5 - 9, 2023

# REGIONAL MEETING LOCATIONS

Monday, June 5	Tuesday, June 6	Wednesday, June 7	Thursday, June 8	Friday, June 9
<p><b>Powell</b> Northwest College 231 W 6th Street Powell, WY 82435 9-11:30 am</p>	<p><b>Greybull</b> Greybull Town Hall 24 South 5th Street Greybull, WY 82426 Council Room 9-11:30 am</p>	<p><b>Sheridan</b> Sheridan College 1 Whitney Way Sheridan, WY 82801 Mars Agricultural Center (MAC), Rooms 201 &amp; 202 1-3:30 pm</p>	<p><b>Gillette</b> Gillette College 300 W. Sinclair Street Gillette, WY 82718 Main Bldg., Room GC Main120 9-11:30 am</p>	<p><b>Sundance</b> Old Stoney Business &amp; Cultural Center 120 N 4th Street Sundance, WY 82729 Suite A 9-11:30 am</p>
<p><b>Alpine</b> Alpine Civic Center (Donn Wooden) 121 U.S. Hwy 89 Alpine, WY 83128 9-11 am</p>	<p><b>Riverton</b> Central Wyoming College 2660 Peck Ave Riverton, WY 82501 Health &amp; Science Center, Room HS100 9-11:30 am</p>	<p><b>Casper</b> Natrona County School District - Central Bldg. 970 N Glenn Rd Casper, WY 82601 Garfield Fairdale Room 9-11:30 am</p>	<p><b>Torrington</b> Eastern Wyoming College 3200 West C Street Torrington, WY 82240 CTEC Building, Room 101 9-11:30 am</p>	
<p><b>Pinedale</b> Sublette County Courthouse 21 S. Tyler Avenue Pinedale, WY 82941 Commissioner Room 3-5 pm</p>				
<p><b>Evanston</b> Evanston Roundhouse 1500 Main St. Portland Rose Room Evanston, WY 82930 9-11:30 am</p>	<p><b>Rock Springs</b> Western Wyoming Community College 2500 College Drive Room 1302 Rock Springs, WY 82901 <i>(Park near main entrance on College Drive)</i> 9-11:30 am</p>	<p><b>Rawlins</b> Carbon County Higher Education Center 1650 Harshman Street Room 4 Rawlins, WY 82301 9-11:30 am</p>	<p><b>Laramie</b> LCCC - Albany County Campus 1125 Boulder Drive ACC Room 108 Laramie, WY 82070 9-11:30 am</p>	
			<p><b>Cheyenne</b> LCCC - Laramie County Campus 1400 E. College Drive Health Science Bldg., Room 309 Cheyenne, WY 82007 3-5:30 pm</p>	

# AGENDA



---

Introductions

---

Broadband Technology Overview

---

Funding and Programmatic Opportunities

---

Community Engagement

---

Survey, Discussion, Q&A

# BROADBAND TECHNOLOGY OVERVIEW

An introduction to broadband infrastructure and technologies for communities and local policymakers



# FEDERAL AND STATE BROADBAND SPEED THRESHOLDS



**25/3  
Mbps**

The FCC's definition is 25 megabits per second down and 3 megabits per second up (25/3 Mbps)

**100/20  
Mbps**

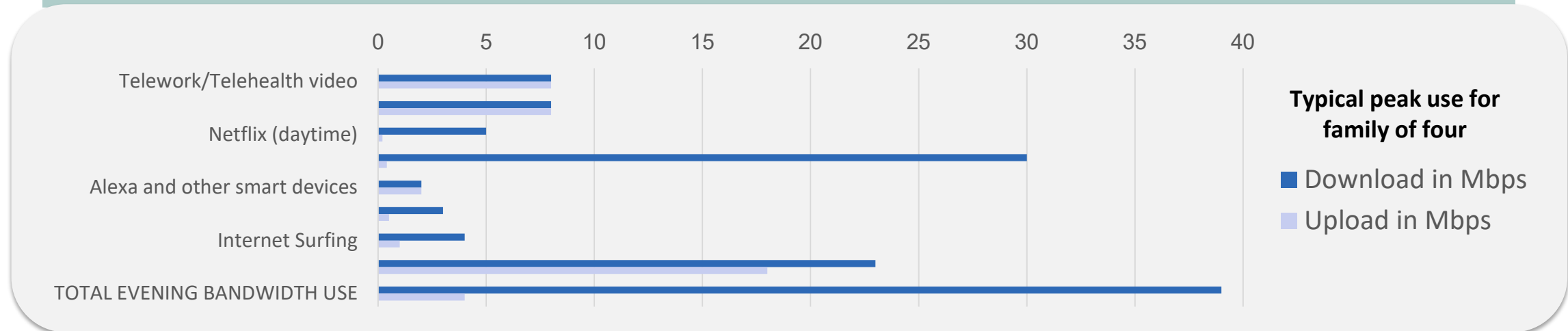
Congress set a new 100/20 Mbps standard in the American Rescue Plan Act and Infrastructure Investment & Jobs Act

**100/100  
Mbps**

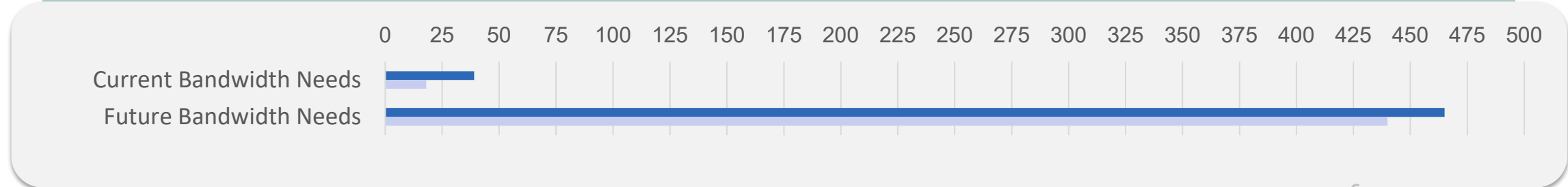
State threshold for adequate broadband is 100/100 Mbps

# HOW MUCH BANDWIDTH DO WE NEED?

Today we need more bandwidth than minimum 25/3 Mbps broadband speeds defined by the FCC

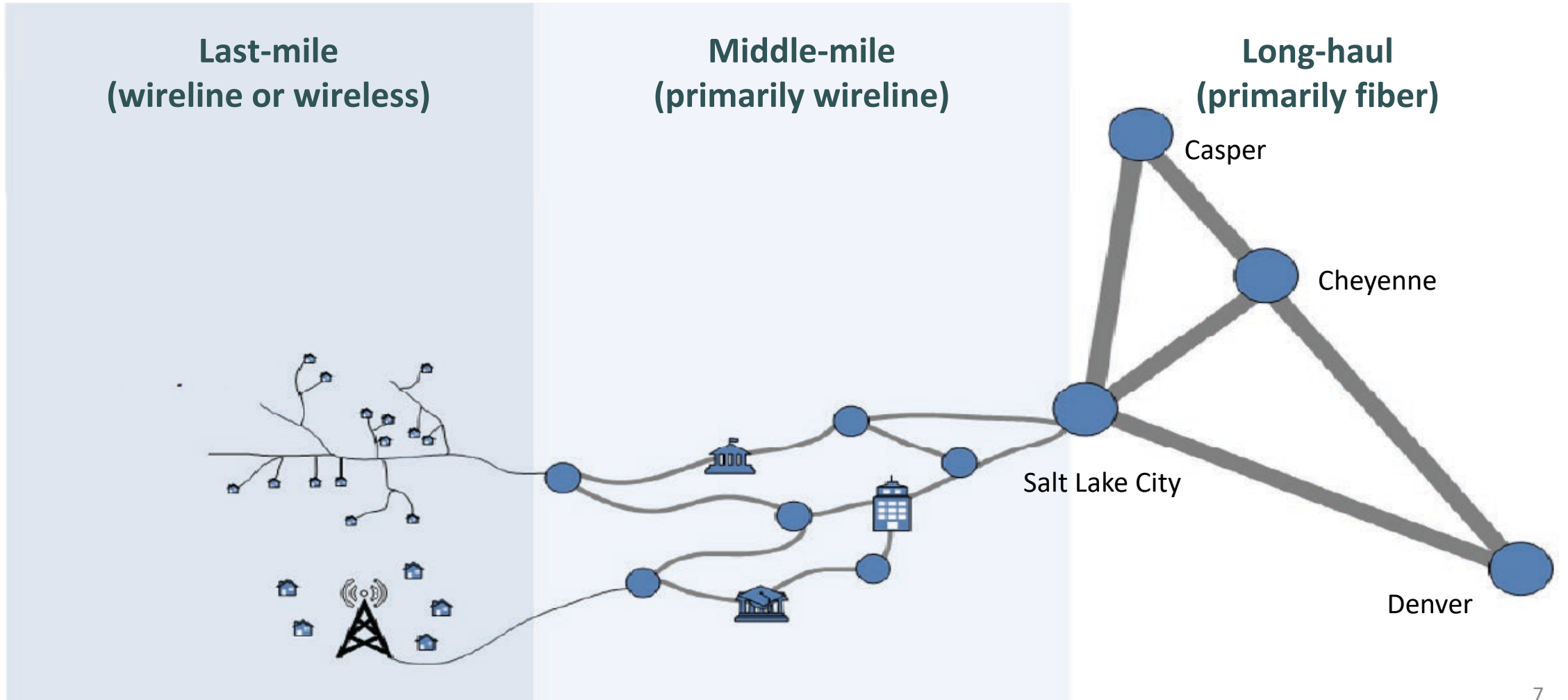


With augmented reality, other anticipated applications, and increased usage we will soon need much higher speeds



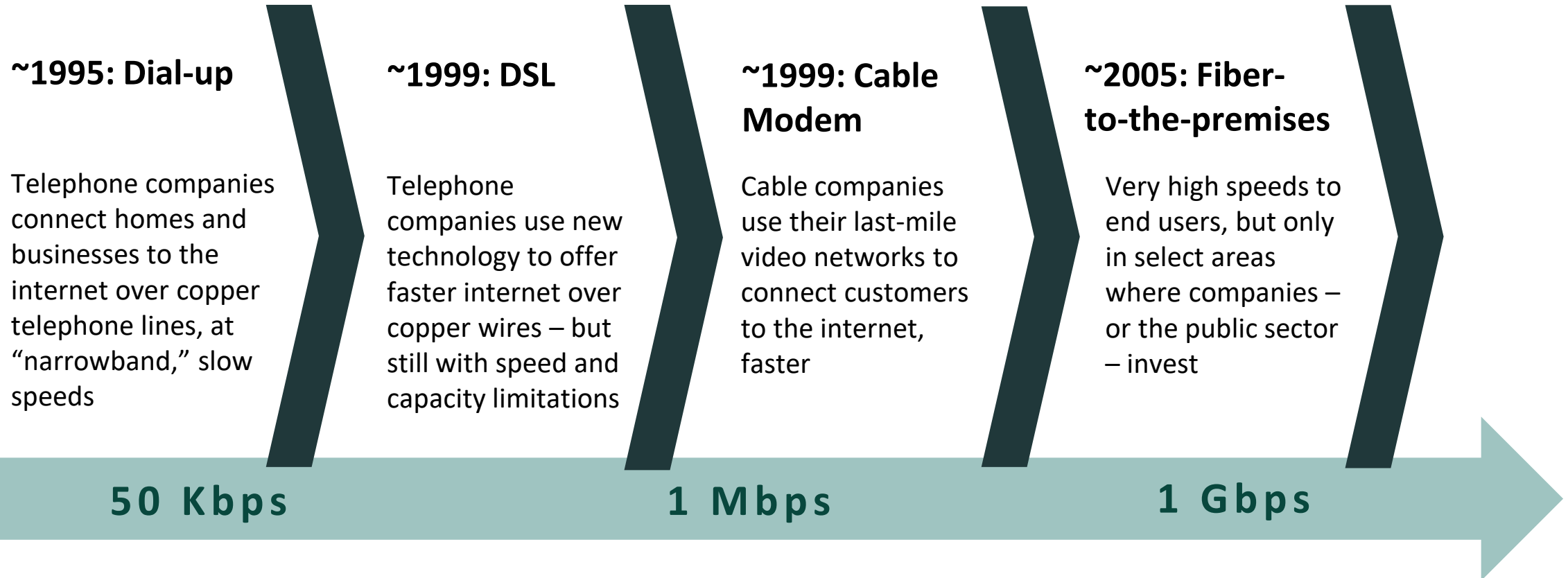
Source: CTC Analysis.

# THE ELEMENTS OF A BROADBAND NETWORK



# HOW DID WE GET HERE?

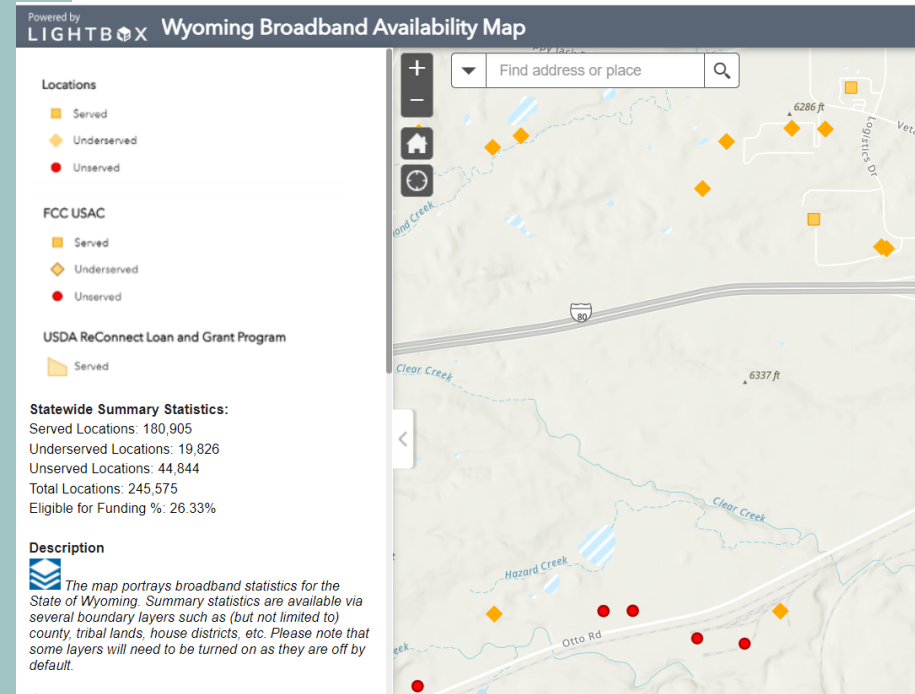
Broadband has developed through the evolution of technology and industry investment





# BROADBAND MAPS AT A GLANCE

- **The Public Wyoming Broadband Availability Map**
  - Shows locations and whether they are served, unserved, or underserved
  - Data collected directly from WY ISPs
  - <http://wyomingbusiness.org/communities/broadband/connect-wyoming>
- **The Wyoming Broadband Grant/Application Tool**
  - Available to ISPs who provided map data to the WBC
  - Will be used for Connect Wyoming 2 round of funding
  - <http://wyomingbusiness.org/communities/broadband/connect-wyoming>
- **The National Broadband Map**
  - Available to the public
  - Shows broadband serviceable locations and service
  - Developed by the FCC who collected data directly from ISPs
  - Will be used to determine federal funding allocation for all states in an upcoming program (details in the next slides)
  - <https://broadbandmap.fcc.gov/home>



# FUNDING AND PROGRAMMATIC OPPORTUNITIES

Funding overview and timeline



# UPCOMING WYOMING FUNDING



The WBC is planning to launch a new grant cycle using federal funds and is developing two sets of plans to access funds from the federal infrastructure law

## Connect Wyoming 2 CPF

Using a Capital Projects Fund allocation from the U.S. Department of the Treasury, the WBC will conduct another grant cycle providing opportunities to ISPs to apply for broadband infrastructure funding

## Broadband Equity, Access, and Deployment (BEAD) Program Plans

A series of plans that will be submitted to the federal government to access funding that will be awarded for construction of new broadband infrastructure

## Statewide Digital Access Plan

A plan that will be submitted to the federal government to access digital equity funding for programs that help Wyoming households afford, adopt, and use broadband

# BROADBAND EQUITY, ACCESS, AND DEPLOYMENT (BEAD) PROGRAM



The Wyoming Business Council's plan for expanding broadband to in-state addresses will include funds from the federal Broadband Equity, Access and Deployment (BEAD) program of at least \$100 million, plus an allocation based on number of unserved and underserved addresses

## Funds to be expended in order

1. Unserved locations: those that cannot get internet service of at least 25/3 Mbps
2. Underserved locations: those that can get internet service between 25/3 and 100/20 Mbps only
3. Community Anchor Institutions (schools, libraries, hospitals) – locations that cannot get 1 Gbps symmetrical
4. Low-income and affordable housing

Planning

Provisional grant program

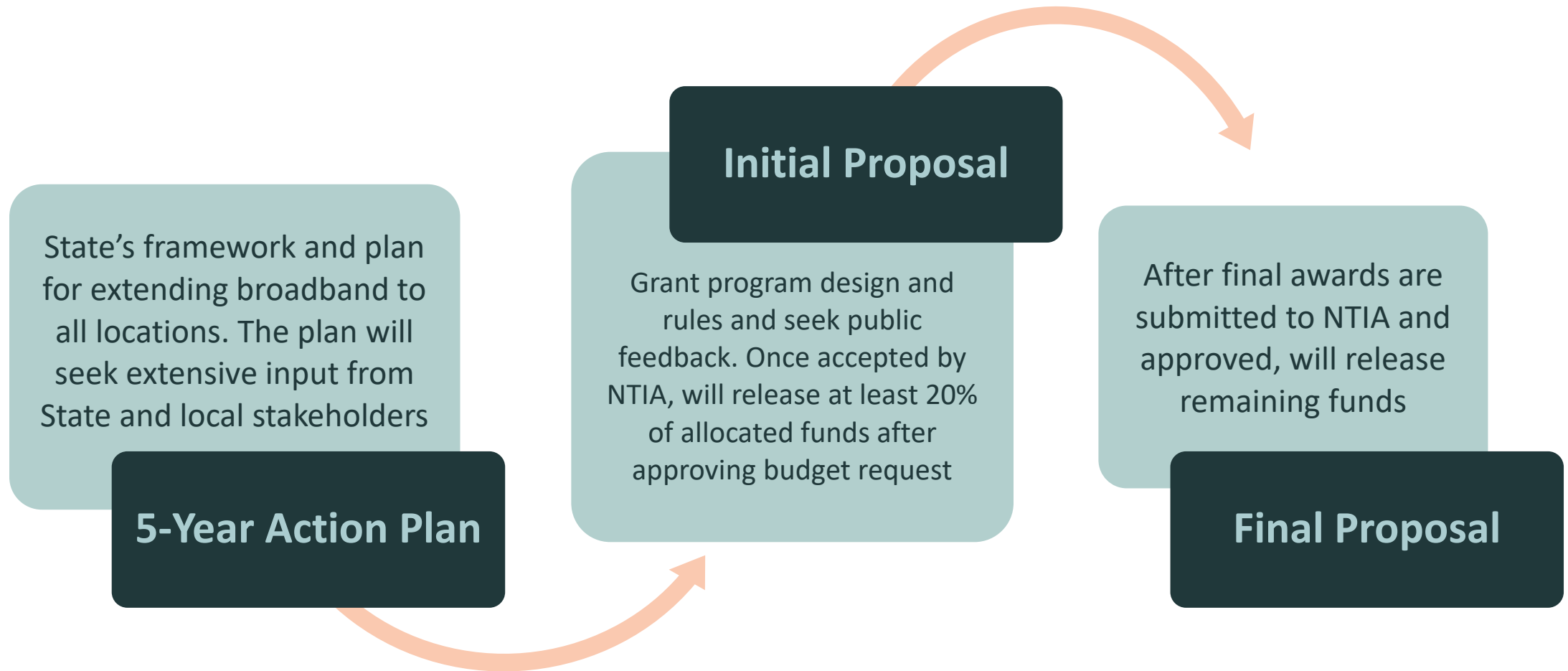
Deployment

2023

2024

2025

# REQUIRED PLANNING WILL RESULT IN RELEASE OF BEAD FUNDS



# BROADBAND SERVICE DEPLOYMENT UNDER BEAD

## Broadband service project areas prioritize unserved then underserved address locations

- State issues subgrants and requires matching funds to deploy broadband infrastructure and deliver service
- Workforce development plans by subgrantees and the State support readiness and new jobs for underrepresented groups
- Low-cost service options available to households qualifying for the Affordable Connectivity Program (ACP)
- Additional low-cost service parameters address affordability for middle class and support service availability to underrepresented groups
- Promote compliance with environmental laws, cybersecurity, and fair and equitable labor practices



# STATEWIDE DIGITAL ACCESS PLAN


What is “Digital Access”?



**Broadband Access:**  
Affordable, accessible, and reliable high-speed home internet service is available for all individuals



**Accessible and Inclusive Content:**  
Public online content is inclusive and accessible by all individuals



**Devices and Tech Support:**  
Individuals have access to a computer or tablet and technical support



**Privacy and Security:**  
Individuals can protect their data privacy and online security



**Digital Literacy and Skills:**  
Individuals have digital skills to support their ability to meaningfully use the internet in their daily lives

# DIGITAL ACCESS FUNDING PRIORITIES



The Wyoming Business Council's plan for advancing digital access will create the framework for both the BEAD and Digital Access Programs and support outreach and training for covered populations

## Program areas:

- **Broadband Access:** Individuals have more affordable, accessible, and reliable high-speed home internet service
- **Devices and Tech Support:** Individuals have access to a computer or tablet and technical support
- **Digital Literacy and Skills:** Individuals have digital skills to support their ability to meaningfully use the internet in their daily lives
- **Accessible and Inclusive Content:** Public online content is inclusive and accessible by all individuals
- **Privacy and Security:** Individuals can protect their data privacy and online security

## Covered Populations:

- Rural residents
- Low-income individuals
- Veterans
- Seniors
- Individuals with disabilities
- English learners
- Racial and ethnic minorities
- Incarcerated individuals



# DIGITAL ACCESS FUNDING OPPORTUNITIES



## State Digital Equity Capacity Grant Program:

In 2024, the WBC will receive money from NTIA to implement the Wyoming Statewide Digital Equity Program over five years

## Digital Equity Competitive Grant Program:

In 2025, NTIA will open a program to fund annual digital equity grants for four years. Wyoming communities and organizations can apply directly to NTIA

# PARTNERS FOR BROADBAND PLANNING



State Agencies  
and  
Local and  
Regional  
Governments

*Government  
roles in providing  
assets to facilitate  
broadband  
deployment and  
as community  
anchors*



Internet  
Service  
Providers

*ISP roles in  
providing  
affordable  
broadband  
and workforce  
development*



Community  
Anchor  
Institutions  
(CAI)

*CAI roles in  
broadband  
resilience and  
needs for service*



Workforce  
Development

*Workforce  
development to  
support  
bottlenecks in  
broadband  
deployment and  
maintain  
infrastructure*



Digital  
Access Orgs  
and Covered  
Populations  
Reps

*Organization roles  
in advocating and  
supporting digital  
access and  
opportunity  
programs and  
methods for  
measuring  
success*



Business and  
Economic  
Development

*Industry and  
development  
organization roles  
in fostering  
growth in  
communities*

# BEAD AND DIGITAL ACCESS TIMELINE



# ENGAGEMENT OPPORTUNITIES

**1 Community Engagement** Continues through planning & execution cycles

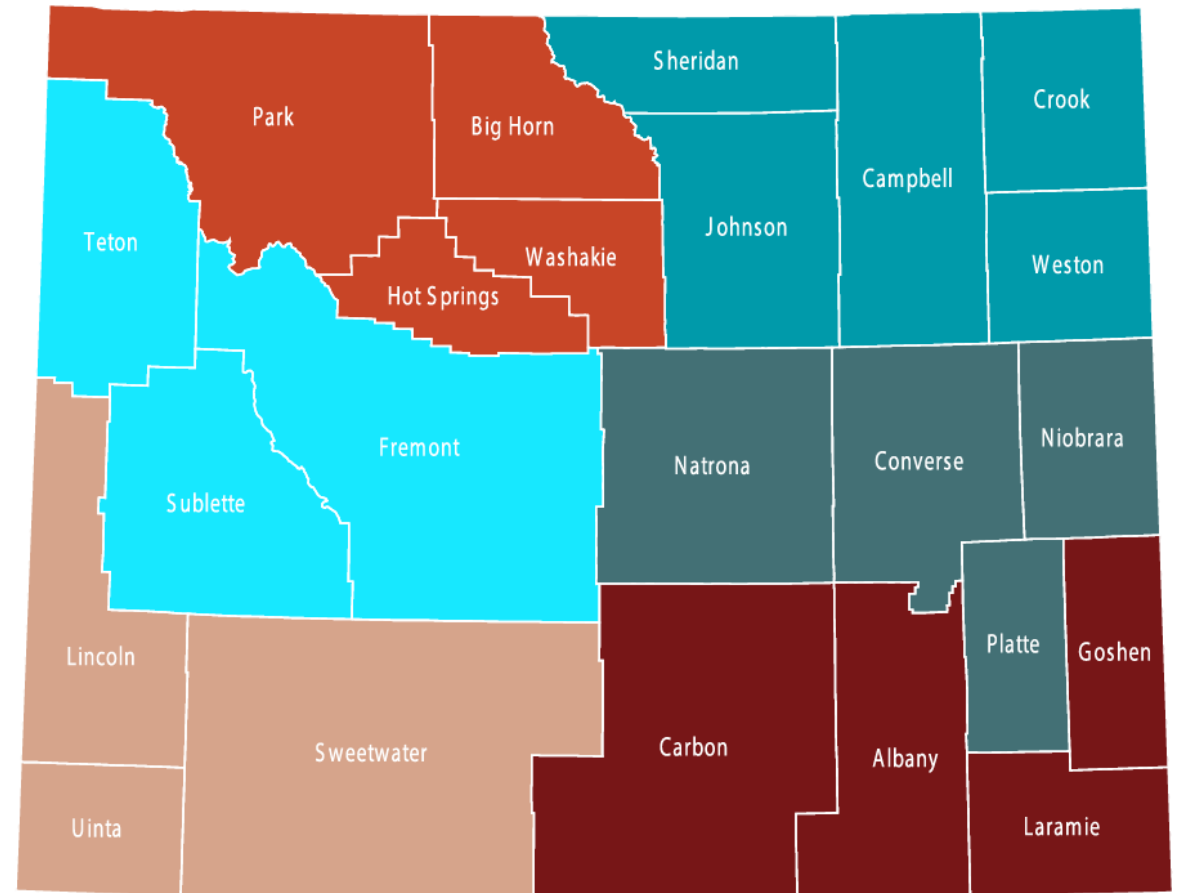
	April	May	June	July	Aug – Dec
<b>Statewide virtual facilitated sessions for:</b> State Agencies, Local and Regional Governments, CAIs, ISPs, Digital Access and Covered Population Orgs, Workforce Development Orgs, and Business and Economic Development Orgs	Completed →				
<b>Surveys and inventories for:</b> Digital Asset Programs, CAI Access, Agency Assets, Covered Populations Access Barriers, Workforce Development Opportunities	In progress →				
<b>Regional meetings</b>			Now →		
<b>Impact analysis; share results</b>			→		

# REGIONAL PROFILE

# REGION – COUNTY MAPPING



Region	County (Meeting Location)
<b>Northwest</b>	<b>Park (Powell)</b> <b>Big Horn (Greybull)</b> <b>Hot Springs</b> <b>Washakie</b>
<b>Northeast</b>	<b>Sheridan (Sheridan)</b> <b>Campbell (Gillette)</b> <b>Crook (Sundance)</b>
<b>West Central</b>	<b>Teton</b> <b>Fremont (Riverton)</b> <b>Sublette (Pinedale)</b>
<b>East Central</b>	<b>Natrona (Casper)</b> <b>Converse</b> <b>Niobrara</b> <b>Platte</b>
<b>Southwest</b>	<b>Lincoln (Alpine)</b> <b>Sweetwater (Rock Springs)</b> <b>Uinta (Evanston)</b>
<b>Southeast</b>	<b>Carbon (Rawlins)</b> <b>Albany (Laramie)</b> <b>Laramie (Cheyenne)</b> <b>Goshen (Torrington)</b>



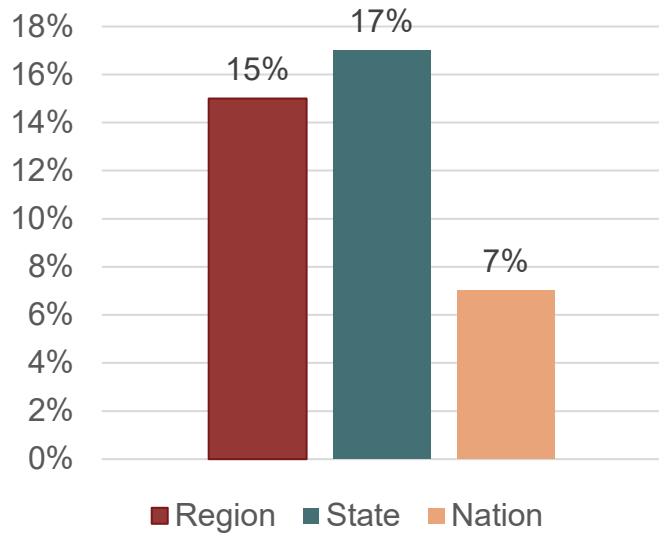
# NORTHWEST WYOMING AVAILABILITY & ADOPTION



**Northwest Wyoming has a similar share of households unserved with broadband and participating in ACP, and a lower share of households subscribed to fiber, cable, or DSL service as compared to Wyoming**

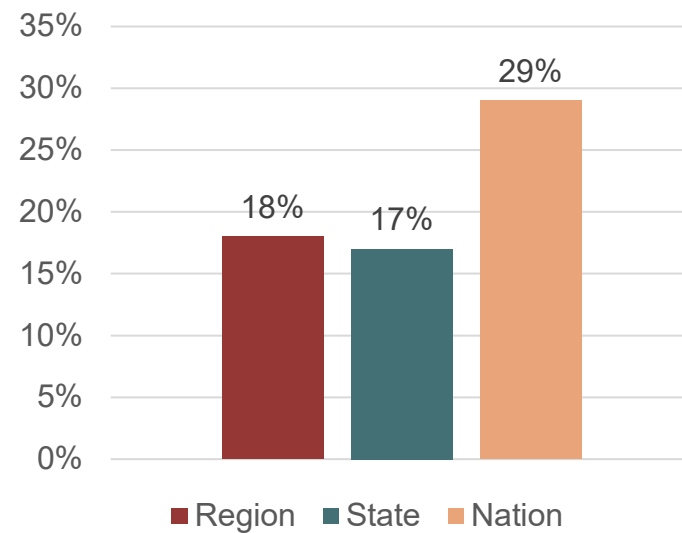
## Availability

Per the FCC Map as of December 2022, the region has a similar percentage of households unserved with broadband as compared to the state



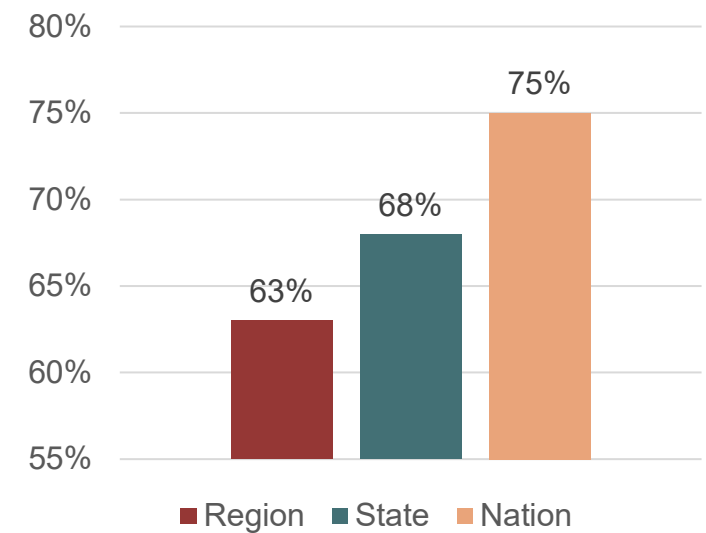
## Federal Subsidy Use

Per USAC as of May 2023, the region has a similar percentage of eligible households that participate in the federal ACP \$30/month subsidy as Wyoming



## Broadband Adoption

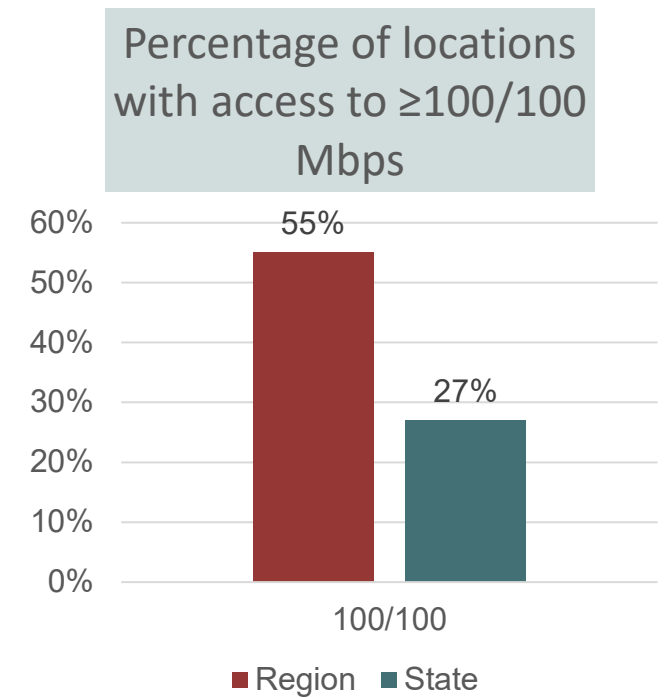
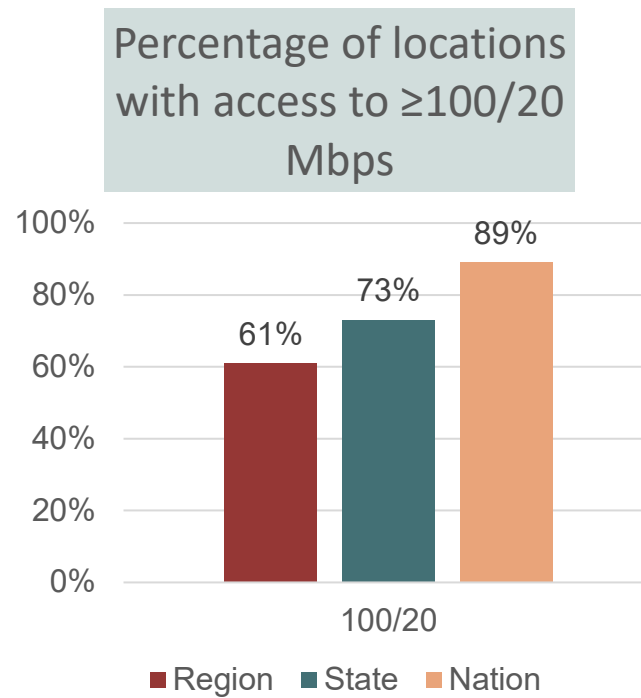
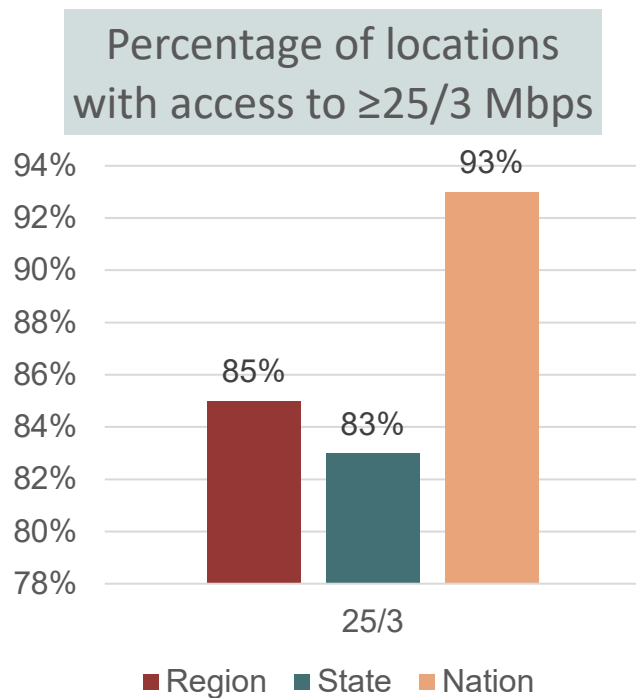
Per the Census ACS 5-Year 2021 survey, the region has a lower percentage of households subscribed to fiber, cable, or DSL internet service as compared to Wyoming



# NORTHWEST WYOMING BROADBAND AVAILABILITY



**Northwest Wyoming has a higher share of locations with access to  $\geq 25/3$  and  $\geq 100/100$  Mbps as compared to the state**



Note: National data is not available for locations served by  $\geq 100/100$  Mbps.

Source: Federal Communications Commission, National Broadband Map, Broadband Data Collection (as of December 2022).



# NORTHWEST WYOMING UNSERVED LOCATIONS

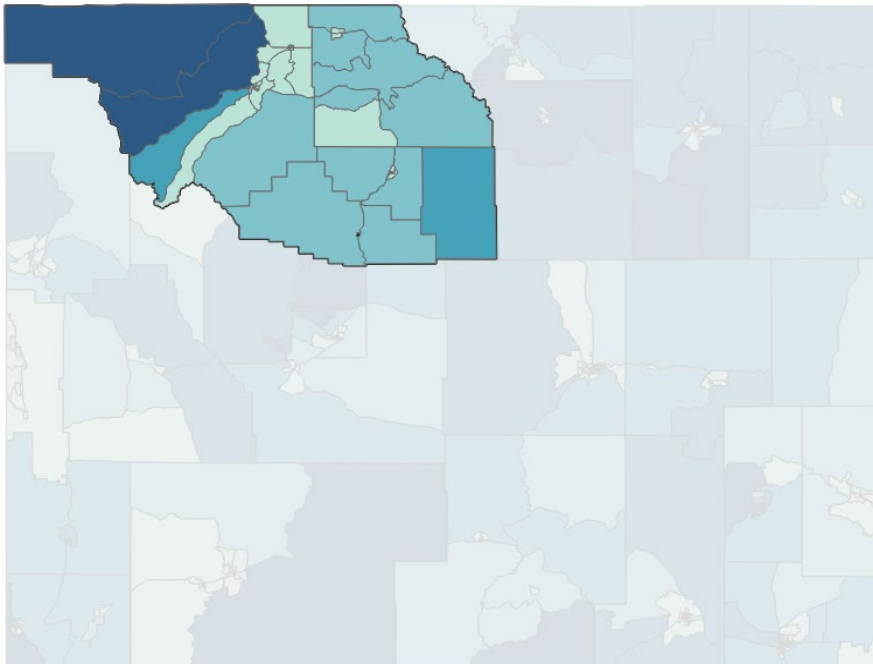


**~16% of region's locations are unserved on the FCC map (4,000 of region's 25,326 locations)**

## Percent of unserved locations

% unserved as share of CBG's total locations

0-20% 21-40% 41-60% 61-80% >81%



1

Unserved locations are the top priority for federal IJA funding under federal rules.

2

FCC considers a location unserved that lacks 25/3 Mbps speeds over wireline, licensed fixed wireless, or hybrid licensed/unlicensed fixed wireless.

3

FCC's service estimations may vary depending on geographic locations (e.g., may estimate a higher number of unserved locations in urban areas and a lower number of unserved locations in rural areas)

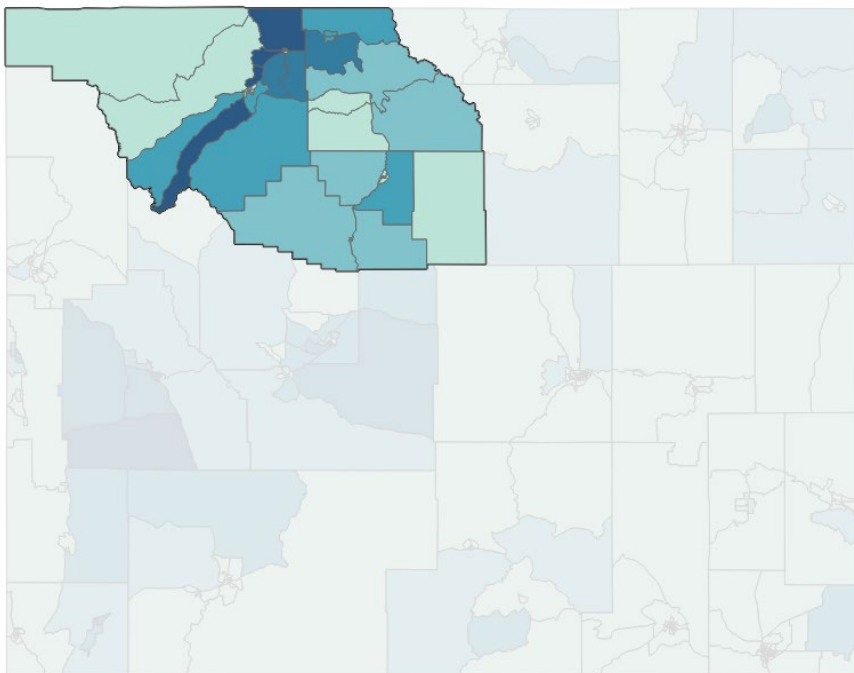
# NORTHWEST WYOMING UNDERSERVED LOCATIONS



**~25% of region's locations are underserved on the FCC map  
(6,332 of region's 25,326 locations)**

**Percent of underserved locations**  
% underserved as share of CBG's total locations

0-20% 21-40% 41-60% 61-80% >81%



1

Under federal IJA rules, underserved areas (between 25/3 & 100/20) receive funding if unserved areas are addressed first.

2

Accuracy of service estimation may vary depending on a range of variables (e.g., provider reporting, FCC methodology).

3

Approximately ~25% of the region's locations are considered underserved, but this number varies at the CBG level

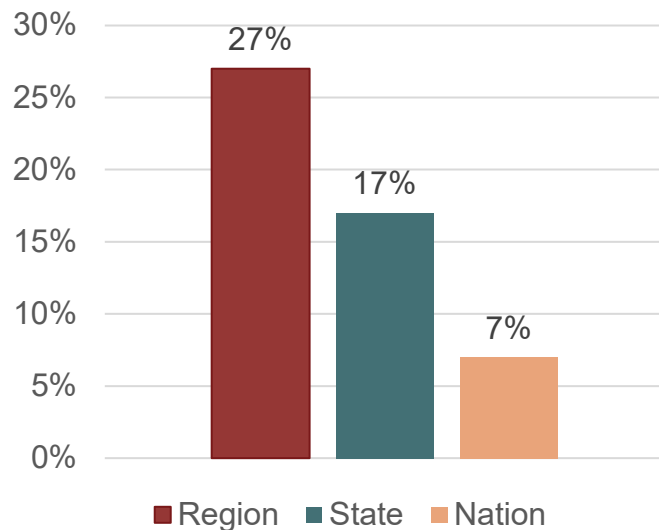
# NORTHEAST WYOMING AVAILABILITY & ADOPTION



**Northeast Wyoming has a higher share of households unserved with broadband, higher ACP uptake, and a lower share of households subscribed to broadband as compared to Wyoming**

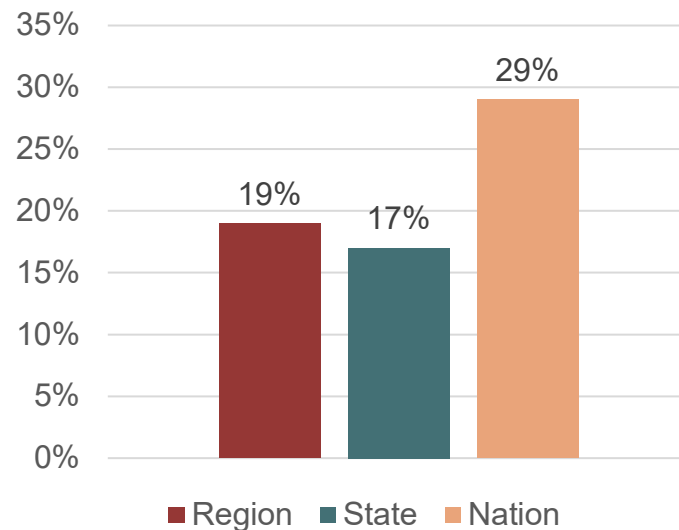
## Availability

Per the FCC Map as of December 2022, the region has a higher share of households unserved with broadband as compared to Wyoming



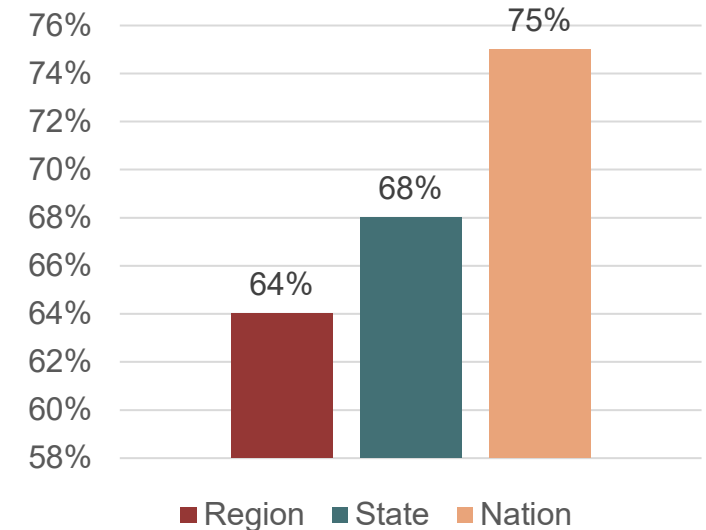
## Federal Subsidy Use

Per USAC as of May 2023, the region has slightly more eligible households enrolled in the ACP \$30/month subsidy as compared to Wyoming



## Broadband Adoption

Per the Census ACS 5-Year 2021 survey, the region has a slightly lower percentage of households subscribe to fiber, cable, or DSL internet service as compared to Wyoming

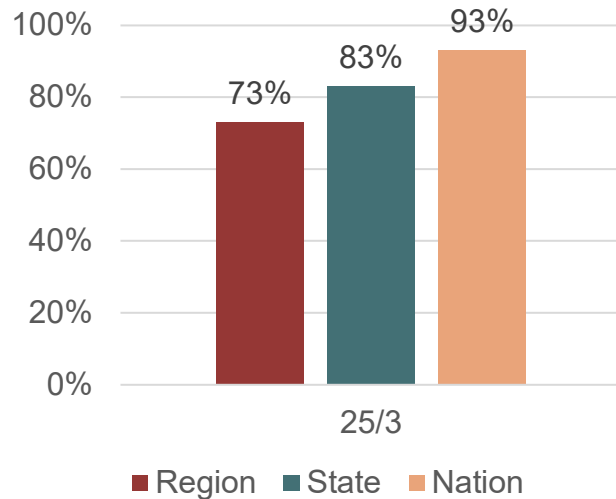


# NORTHEAST WYOMING BROADBAND AVAILABILITY

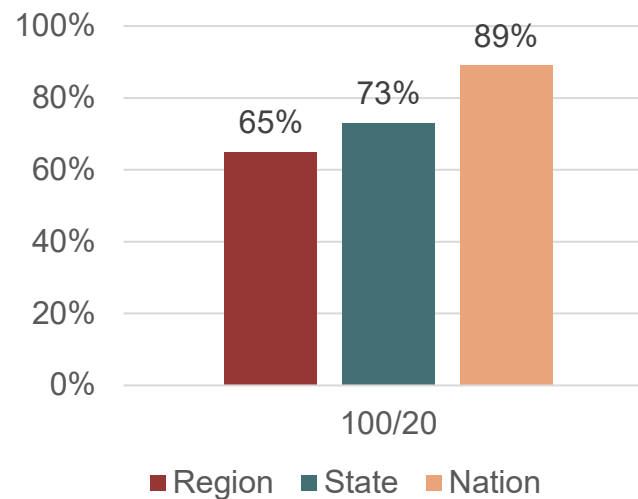


**Northeast Wyoming has a lower share of locations with access across all speeds as compared to Wyoming, particularly for locations with access to  $\geq 100/100$  Mbps**

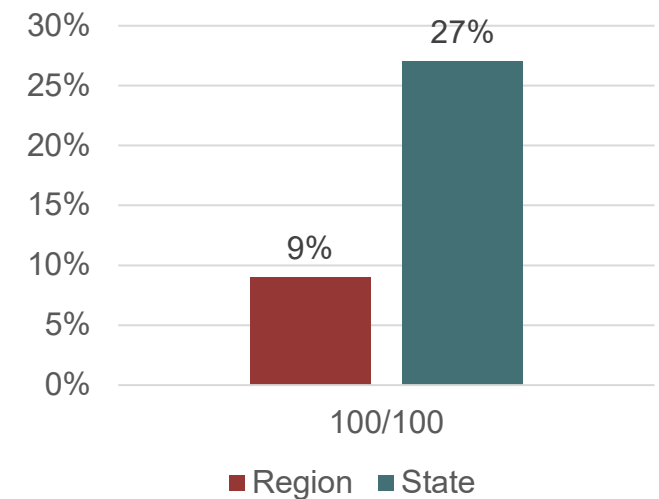
Percentage of locations with access to  $\geq 25/3$  Mbps



Percentage of locations with access to  $\geq 100/20$  Mbps



Percentage of locations with access to by  $\geq 100/100$  Mbps



Note: National data is not available for locations served by  $\geq 100/100$  Mbps.

Source: Federal Communications Commission, National Broadband Map, Broadband Data Collection (as of December 2022).

# NORTHEAST WYOMING UNSERVED LOCATIONS

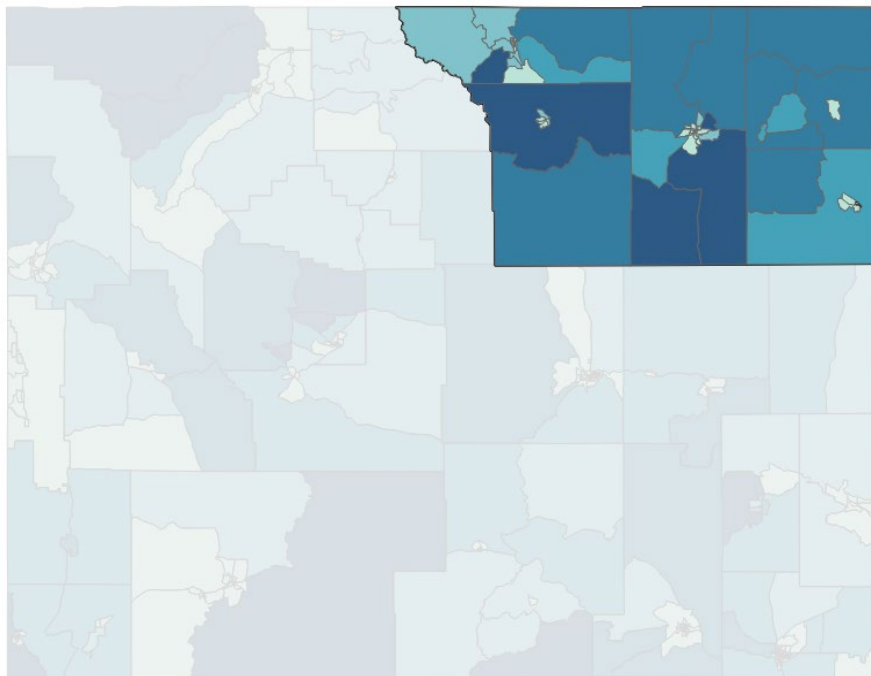


**~27% of region's locations are unserved on the FCC map (11,907 of region's 44,339 locations)**

## Percent of unserved locations

% unserved as share of CBG's total locations

0-20% 21-40% 41-60% 61-80% >81%



1

Unserved locations are the top priority for federal IJA funding under federal rules.

2

FCC considers a location unserved that lacks 25/3 Mbps speeds over wireline, licensed fixed wireless, or hybrid licensed/unlicensed fixed wireless.

3

FCC's service estimations may vary depending on geographic locations (e.g., may estimate a higher number of unserved locations in urban areas and a lower number of unserved locations in rural areas)

# NORTHEAST WYOMING UNDERSERVED LOCATIONS

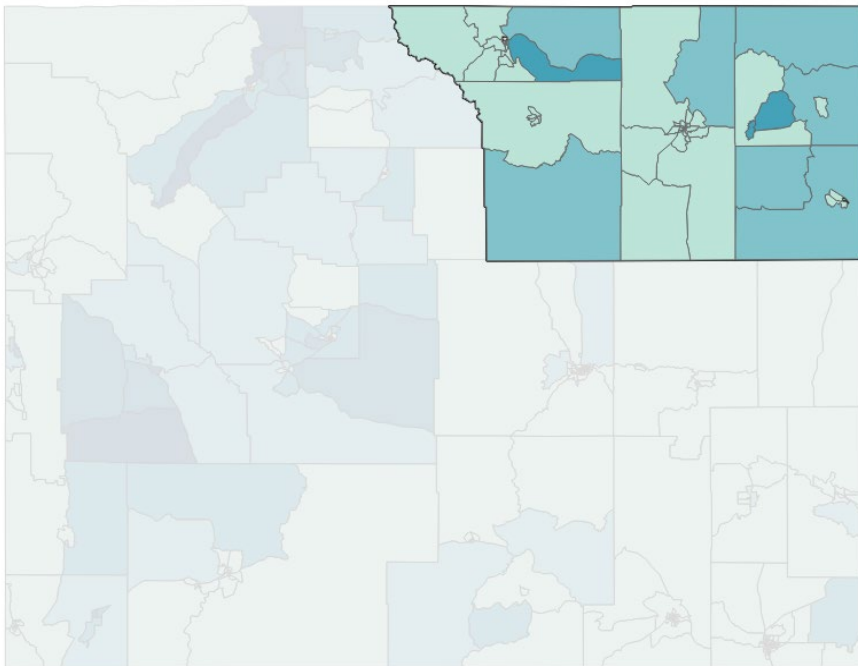


**~8% of region's locations are underserved on the FCC map  
(3,649 of region's 44,339 locations)**

## Percent of underserved locations

% underserved as share of CBG's total locations

0-20% 21-40% 41-60% 61-80% >81%



1

Under federal IJA rules, underserved areas (between 25/3 & 100/20) receive funding if unserved areas are addressed first.

2

Accuracy of service estimation may vary depending on a range of variables (e.g., provider reporting, FCC methodology).

3

Although less than 10% of the region's locations are considered underserved, this number varies at the CBG level

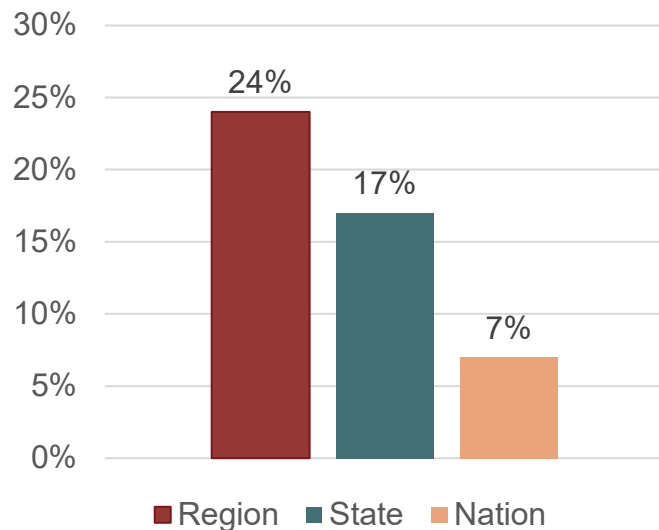
# WEST CENTRAL WYOMING AVAILABILITY & ADOPTION



**West Central Wyoming has a higher share of households unserved with broadband, lower ACP uptake, and a similar share of households subscribed to fiber, cable, or DSL as compared to the state**

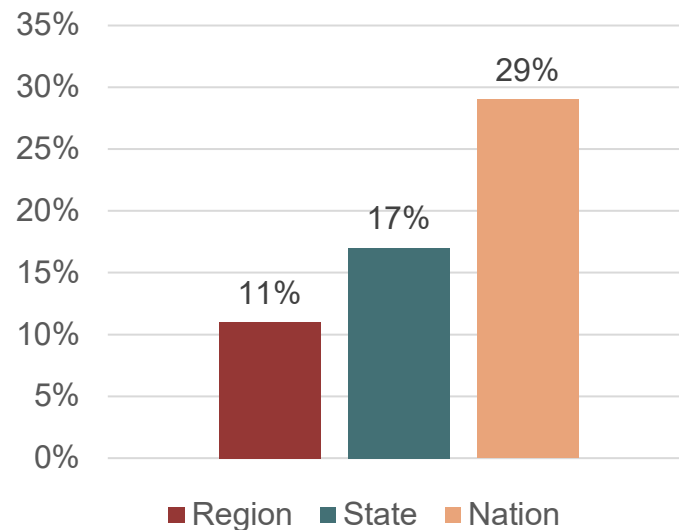
## Availability

Per the FCC Map as of December 2022, the region has a higher percentage of households unserved with broadband



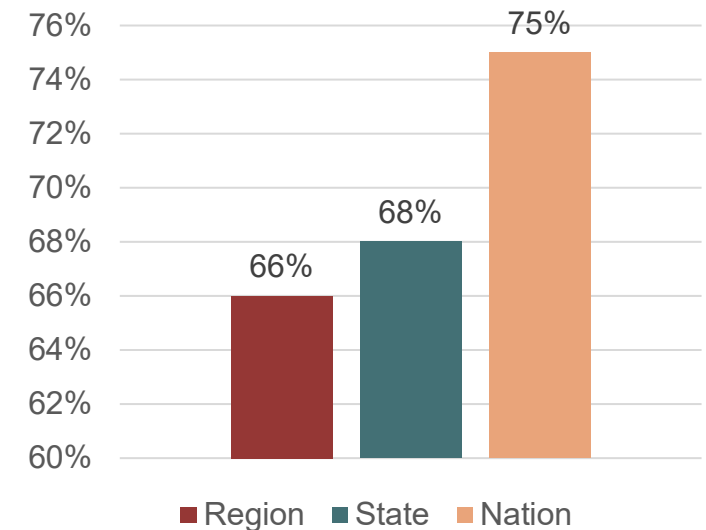
## Federal Subsidy Use

Per USAC as of May 2023, the region has lower uptake of the ACP \$30/month subsidy than the state and nation



## Broadband Adoption

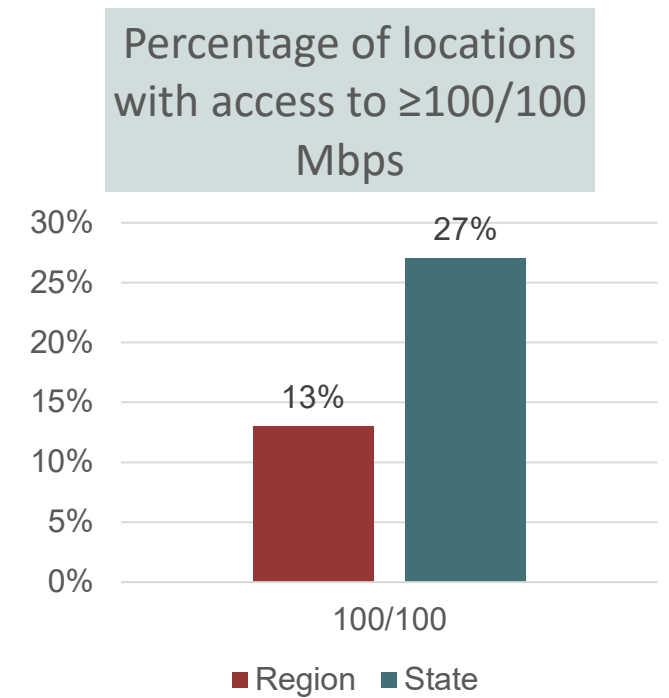
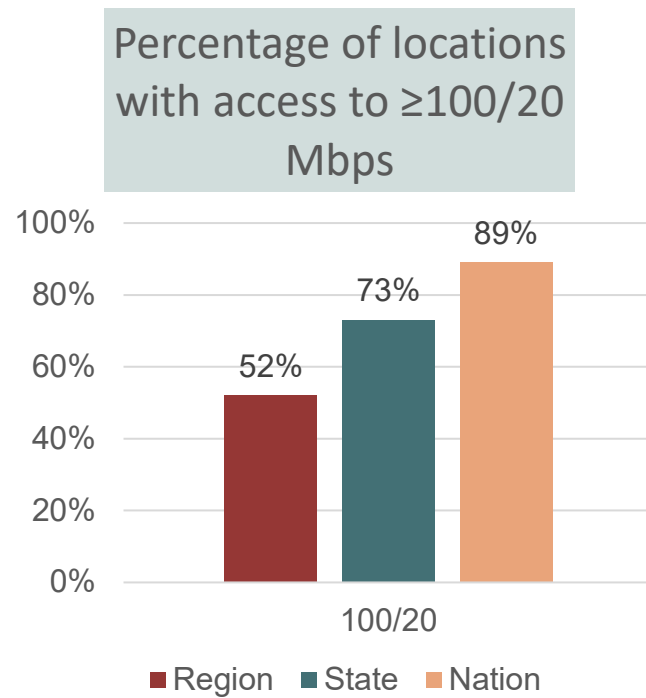
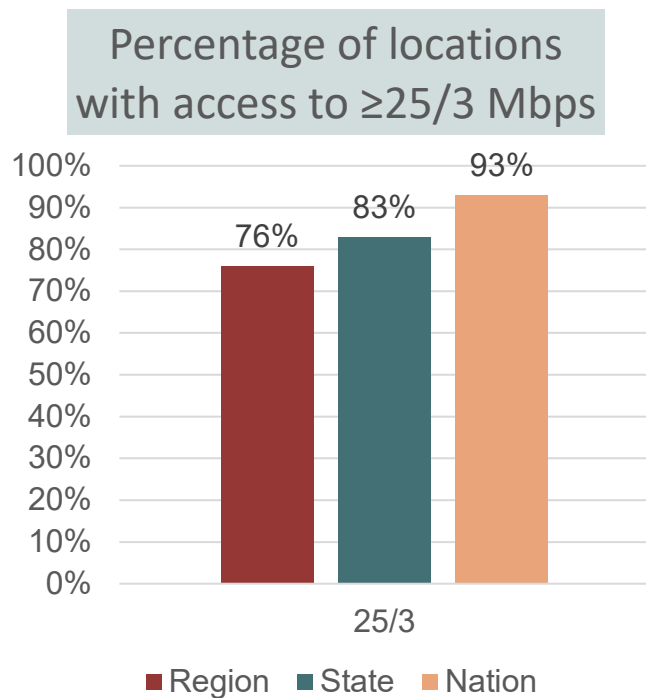
Per the Census ACS 5-Year 2021 survey, the region has a similar share of households who subscribe to fiber, cable, or DSL internet as compared to Wyoming



# WEST CENTRAL WYOMING BROADBAND AVAILABILITY



West Central Wyoming has a lower percentage of locations with access across all speeds as compared to Wyoming



Note: National data is not available for locations served by  $\geq 100/100$  Mbps.

Source: Federal Communications Commission, National Broadband Map, Broadband Data Collection (as of December 2022)



# WEST CENTRAL WYOMING UNSERVED LOCATIONS

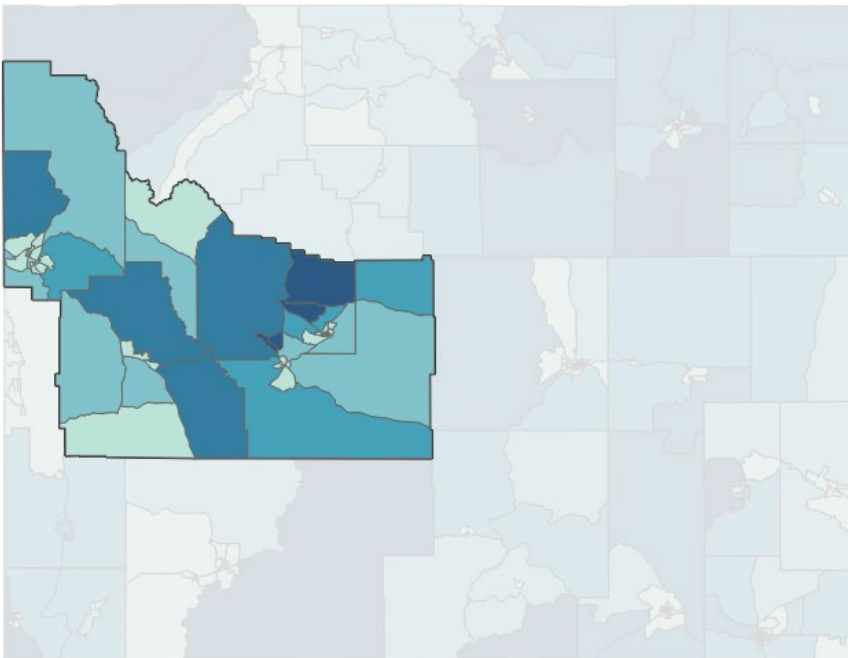


**~24% of region's locations are unserved on the FCC map (8,451 of region's 34,575 locations)**

## Percent of unserved locations

% unserved as share of CBG's total locations

0-20% 21-40% 41-60% 61-80% >81%



1

Unserved locations are the top priority for federal IJA funding under federal rules.

2

FCC considers a location unserved that lacks 25/3 Mbps speeds over wireline, licensed fixed wireless, or hybrid licensed/unlicensed fixed wireless.

3

FCC's service estimations may vary depending on geographic locations (e.g., may estimate a higher number of unserved locations in urban areas and a lower number of unserved locations in rural areas)

# WEST CENTRAL WYOMING UNDERSERVED LOCATIONS

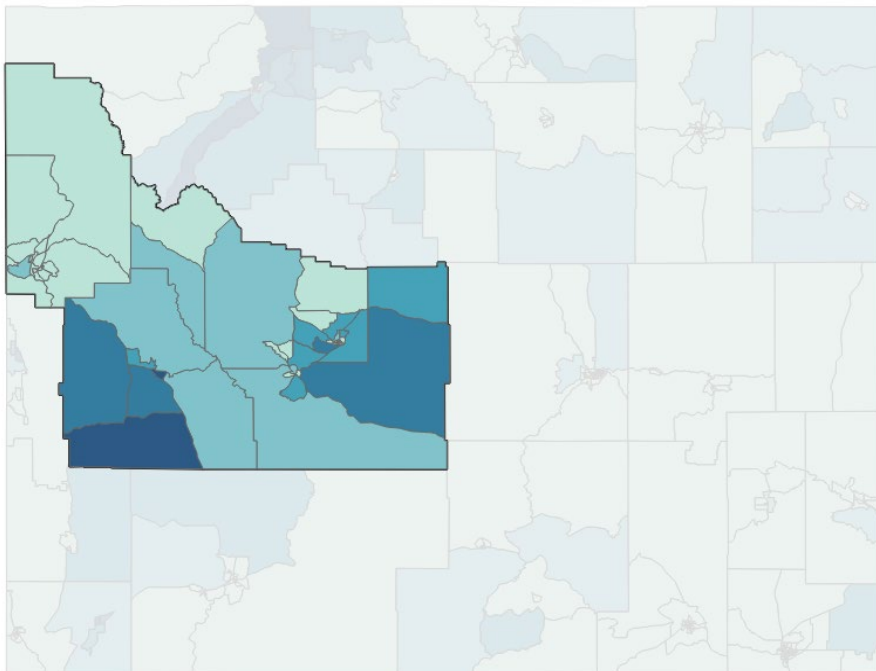


**~24% of region's locations are underserved on the FCC map  
(8,471 of region's 34,575 locations)**

## Percent of underserved locations

% underserved as share of CBG's total locations

0-20% 21-40% 41-60% 61-80% >81%



1

Under federal IJIA rules, underserved areas (between 25/3 & 100/20) receive funding if unserved areas are addressed first.

2

Accuracy of service estimation may vary depending on a range of variables (e.g., provider reporting, FCC methodology).

3

Approximately 25% of the region's locations are considered underserved, but this number varies at the CBG level

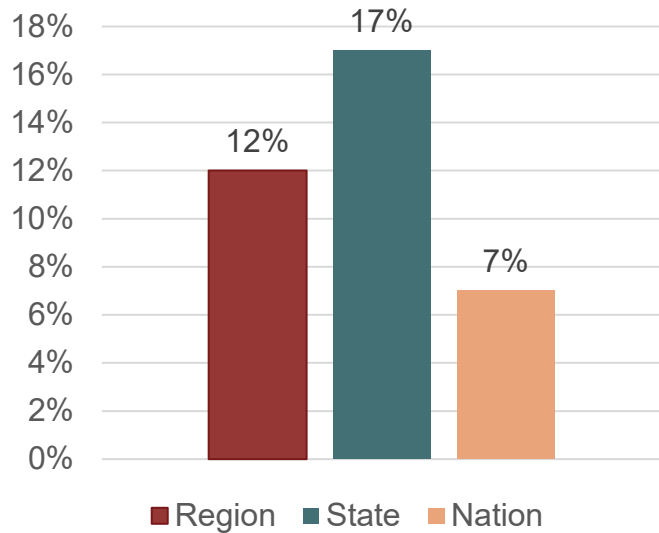
# EAST CENTRAL WYOMING AVAILABILITY & ADOPTION



**East Central Wyoming has a lower share of households unserved with broadband, higher uptake of ACP, and higher broadband subscriptions as compared to the state**

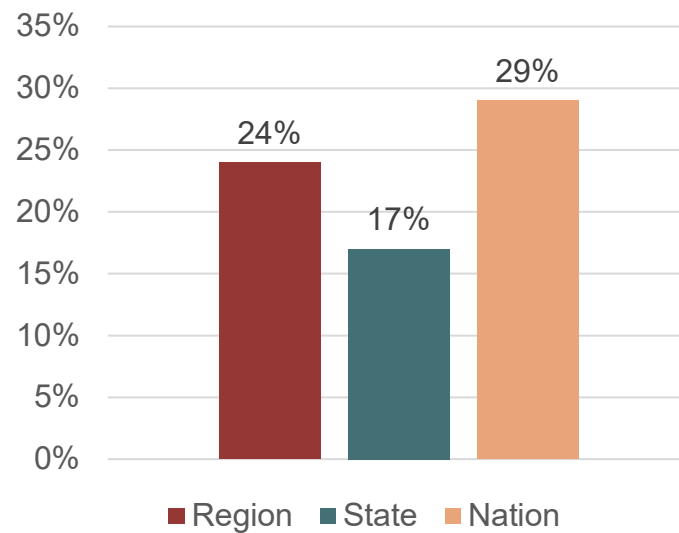
## Availability

Per the FCC Map as of December 2022, the region has a lower percentage of households unserved with broadband as compared to the state



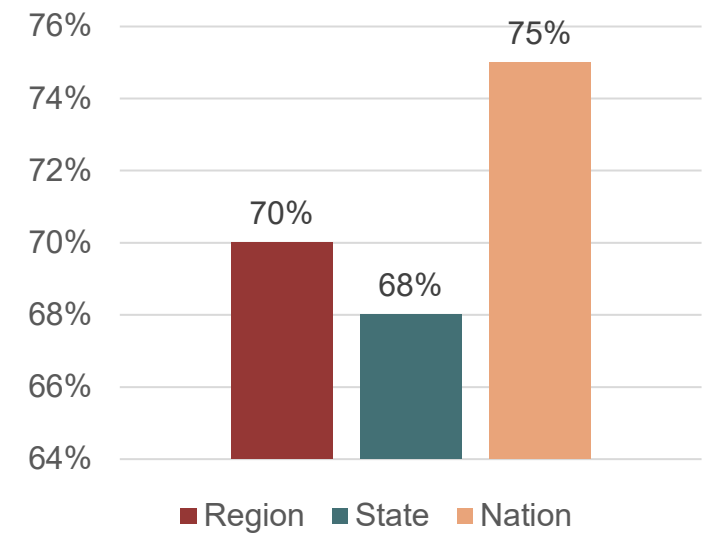
## Federal Subsidy Use

Per USAC as of May 2023, East Central has a higher rate of ACP \$30/month uptake as compared to Wyoming



## Broadband Adoption

Per the Census ACS 5-Year 2021 survey, the region has a slightly higher percentage of households subscribed to fiber, cable, or DSL as compared to Wyoming

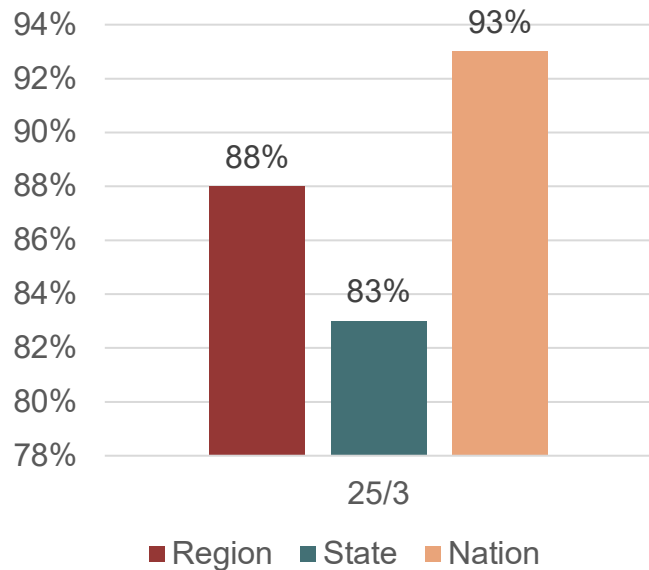


# EAST CENTRAL WYOMING BROADBAND AVAILABILITY

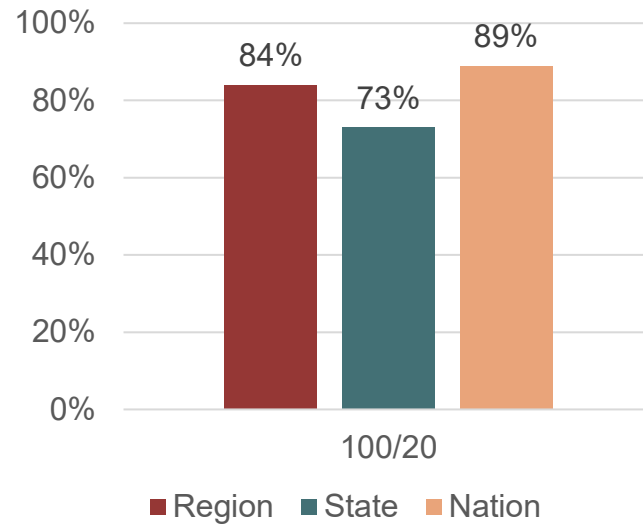


East Central Wyoming has a higher share of locations with access across speeds as compared to Wyoming

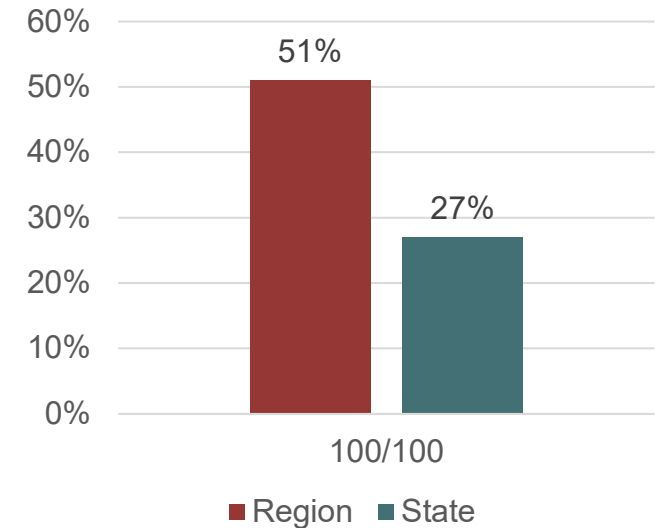
Percentage of locations with access to  $\geq 25/3$  Mbps



Percentage of locations with access to  $\geq 100/20$  Mbps



Percentage of locations with access to  $\geq 100/100$  Mbps



Note: National data is not available for locations served by  $\geq 100/100$  Mbps.

Source: Federal Communications Commission, National Broadband Map, Broadband Data Collection (as of December 2022).

# EAST CENTRAL WYOMING UNSERVED LOCATIONS

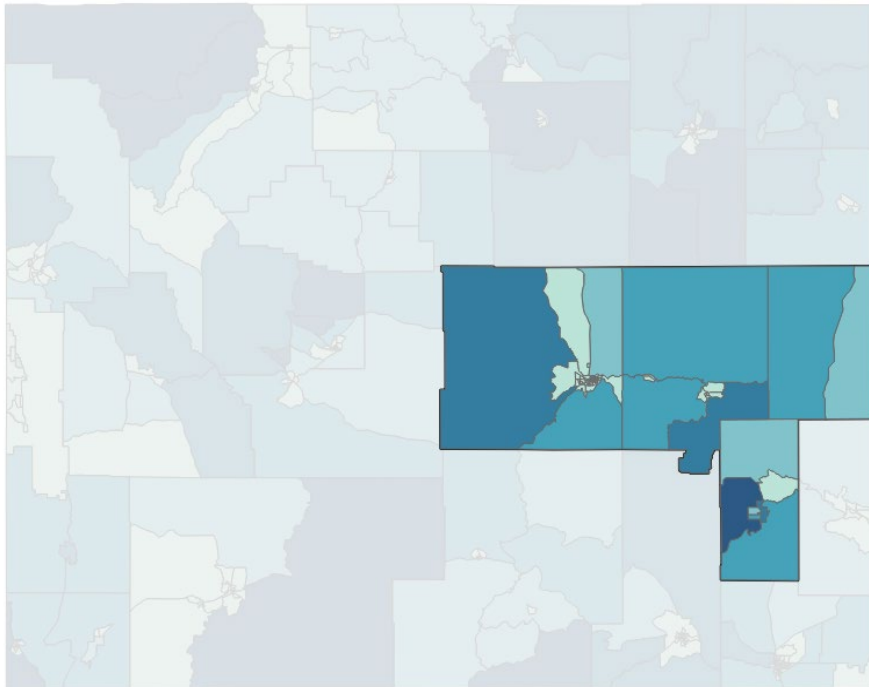


**~12% of region's locations are unserved on the FCC map (5,975 of region's 48,377 locations)**

## Percent of unserved locations

% unserved as share of CBG's total locations

0-20% 21-40% 41-60% 61-80% >81%



1

Unserved locations are the top priority for federal IJA funding under federal rules.

2

FCC considers a location unserved that lacks 25/3 Mbps speeds over wireline, licensed fixed wireless, or hybrid licensed/unlicensed fixed wireless.

3

FCC's service estimations may vary depending on geographic locations (e.g., may estimate a higher number of unserved locations in urban areas and a lower number of unserved locations in rural areas)

# EAST CENTRAL WYOMING UNDERSERVED LOCATIONS

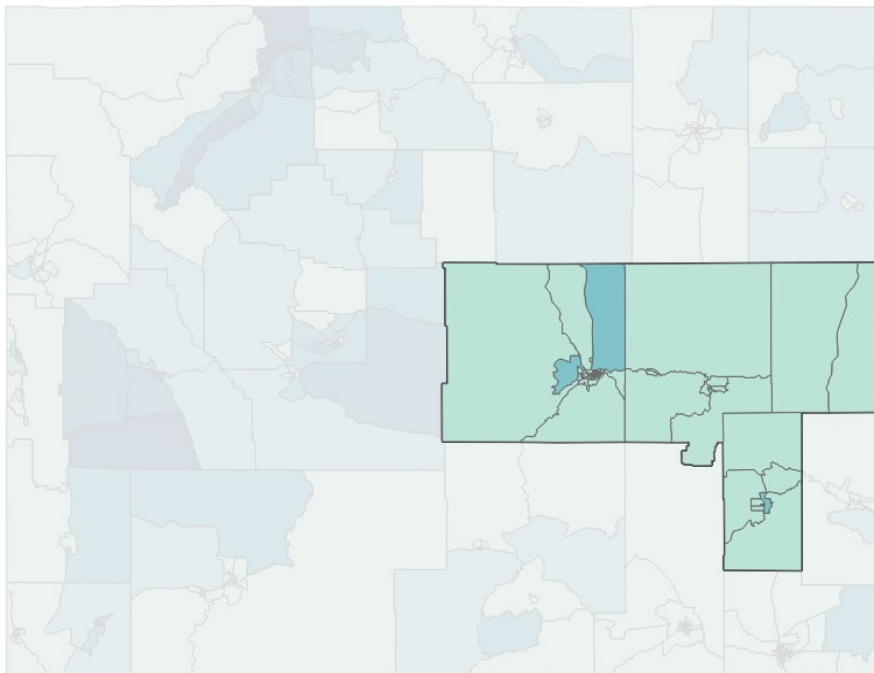


**~3% of region's locations are underserved on the FCC map  
(1,560 of region's 48,377 locations)**

## Percent of underserved locations

% underserved as share of CBG's total locations

0-20% 21-40% 41-60% 61-80% >81%



1

Under federal IJA rules, underserved areas (between 25/3 & 100/20) receive funding if unserved areas are addressed first.

2

Accuracy of service estimation may vary depending on a range of variables (e.g., provider reporting, FCC methodology).

3

Although less than 5% of the region's locations are considered underserved, this number may vary at the CBG level

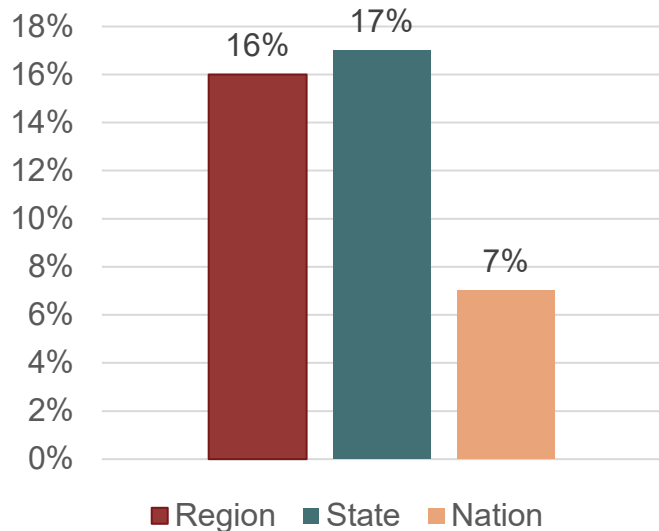
# SOUTHWEST WYOMING AVAILABILITY & ADOPTION



**Southwest Wyoming has a similar share of households unserved by broadband, lower rate of ACP uptake, and similar share of households subscribed to broadband as the state**

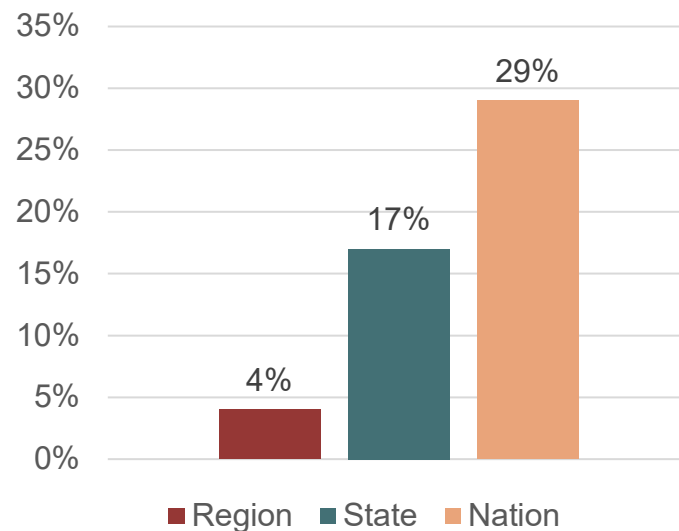
## Availability

Per the FCC Map as of December 2022, Southwest Wyoming has a similar percentage of households unserved by broadband as compared to the state



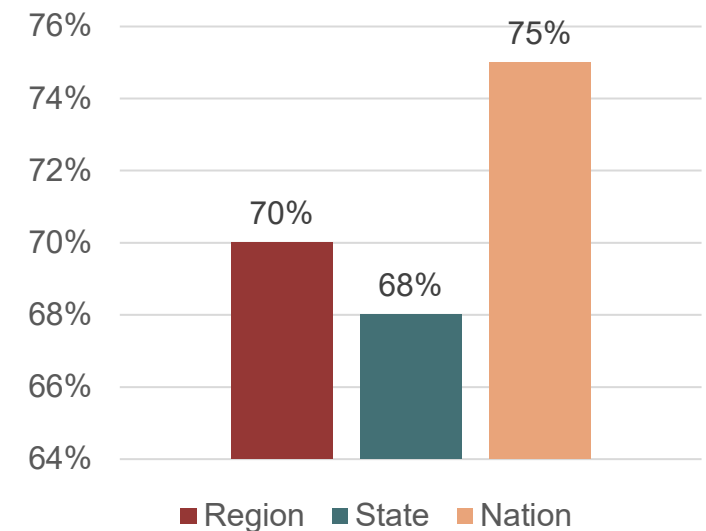
## Federal Subsidy Use

Per USAC as of May 2023, the region has a lower share of eligible households that participate in the ACP \$30/month subsidy as compared to the state and nation



## Broadband Adoption

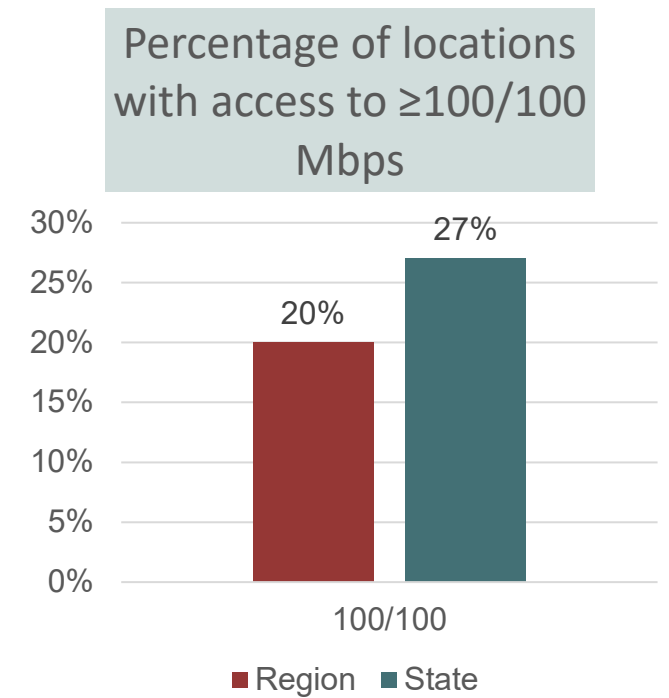
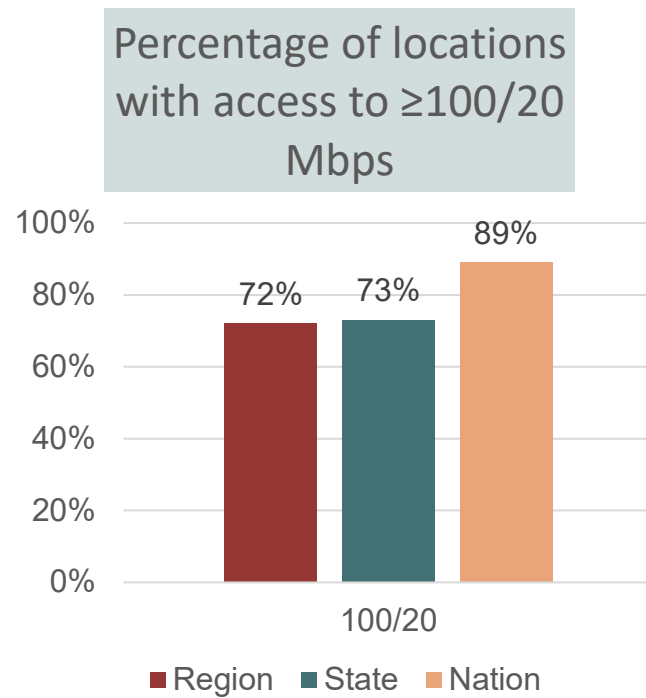
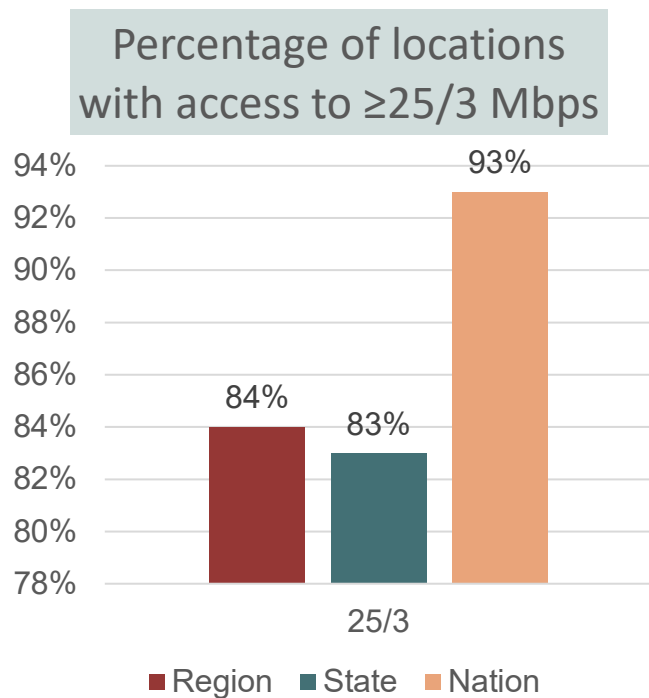
Per the Census ACS 5-Year 2021 survey, the region has a similar share of households subscribed to fiber, cable, or DSL internet service as compared to Wyoming



# SOUTHWEST WYOMING BROADBAND AVAILABILITY



Southwest Wyoming has relatively similar share of locations with access to  $\geq 25/3$  Mbps and  $\geq 100/20$  Mbps as compared to the state, and slightly fewer locations have access to  $\geq 100/100$  Mbps



Note: National data is not available for locations served by  $\geq 100/100$  Mbps.

Source: Federal Communications Commission, National Broadband Map, Broadband Data Collection (as of December 2022).



# SOUTHWEST WYOMING UNSERVED LOCATIONS

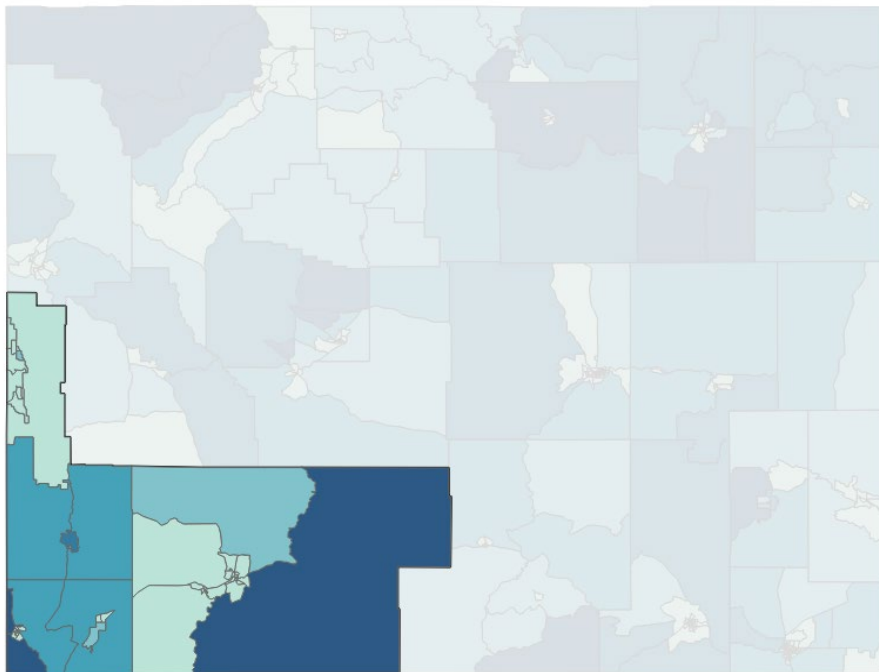


**~16% of region's locations are unserved on the FCC map (6,036 of region's 37,789 locations)**

## Percent of unserved locations

% unserved as share of CBG's total locations

0-20% 21-40% 41-60% 61-80% >81%



1

Unserved locations are the top priority for federal IJA funding under federal rules.

2

FCC considers a location unserved that lacks 25/3 Mbps speeds over wireline, licensed fixed wireless, or hybrid licensed/unlicensed fixed wireless.

3

FCC's service estimations may vary depending on geographic locations (e.g., may estimate a higher number of unserved locations in urban areas and a lower number of unserved locations in rural areas)

# SOUTHWEST WYOMING UNDERSERVED LOCATIONS

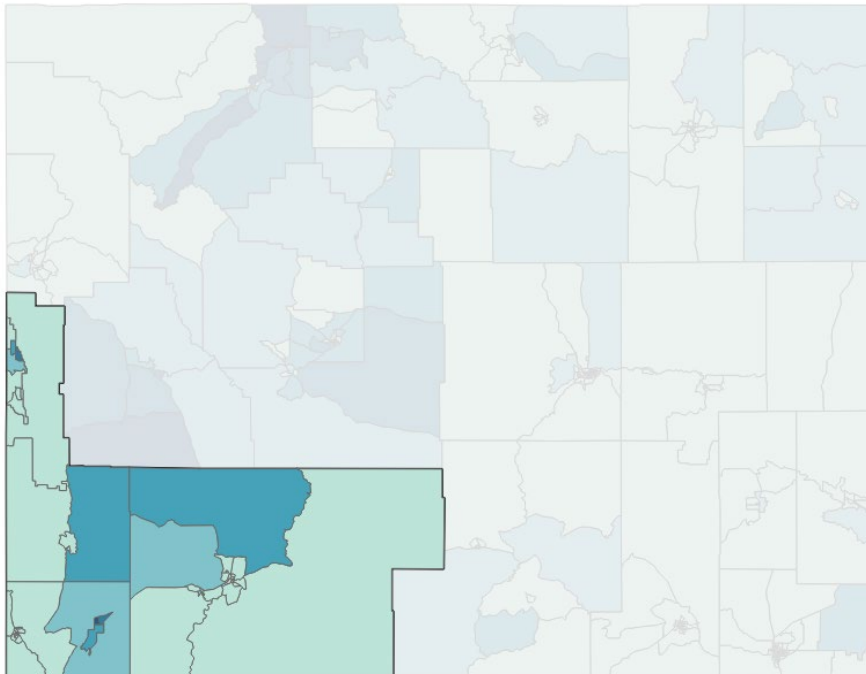


**~12% of region's locations are underserved on the FCC map  
(4,579 of region's 37,789 locations)**

## Percent of underserved locations

% underserved as share of CBG's total locations

0-20% 21-40% 41-60% 61-80% >81%



1

Under federal IJIA rules, underserved areas (between 25/3 & 100/20) receive funding if unserved areas are addressed first.

2

Accuracy of service estimation may vary depending on a range of variables (e.g., provider reporting, FCC methodology).

3

Approximately 12% of the region's locations are considered underserved, but this number varies at the CBG level

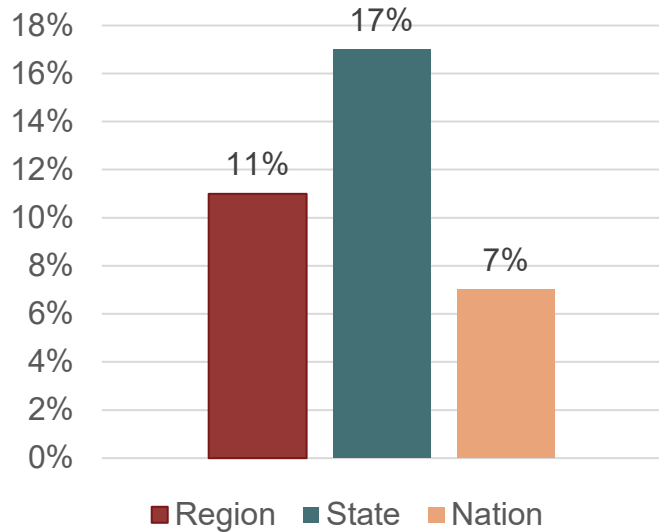
# SOUTHEAST WYOMING AVAILABILITY & ADOPTION



**Southeast Wyoming has a lower share of households unserved by broadband, but higher ACP uptake and broadband subscription as compared to the state**

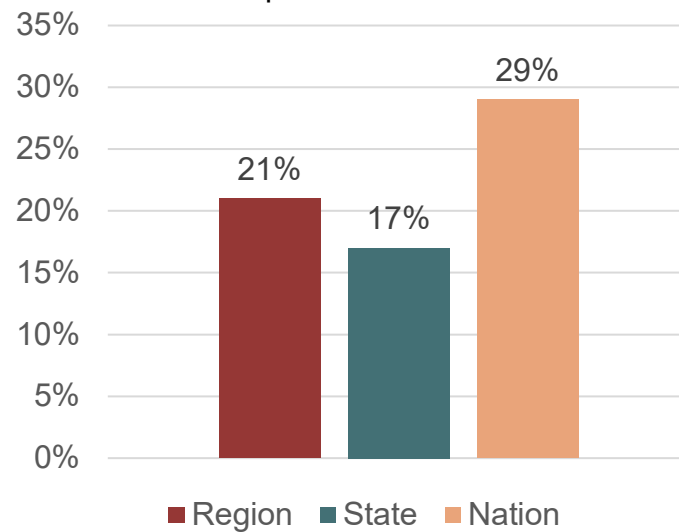
## Availability

Per the FCC Map as of December 2022, the region has a lower percentage of households unserved by broadband as compared to the state



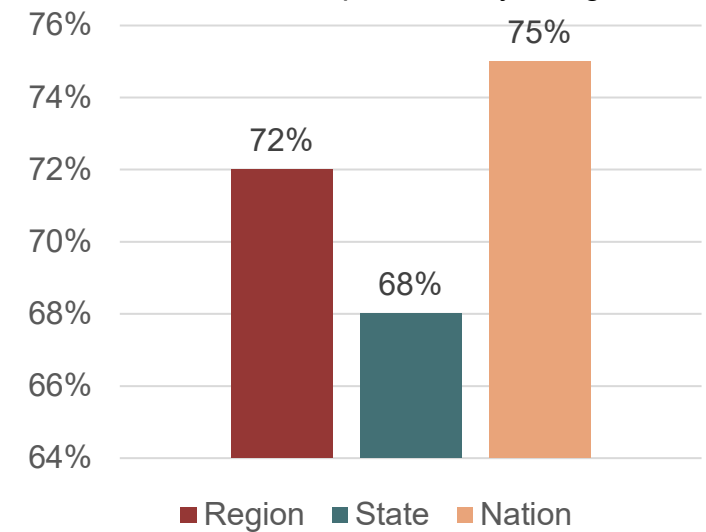
## Federal Subsidy Use

Per USAC as of May 2023, the region has a higher percentage of eligible households that participate in the ACP \$30/month subsidy as compared to the state



## Broadband Adoption

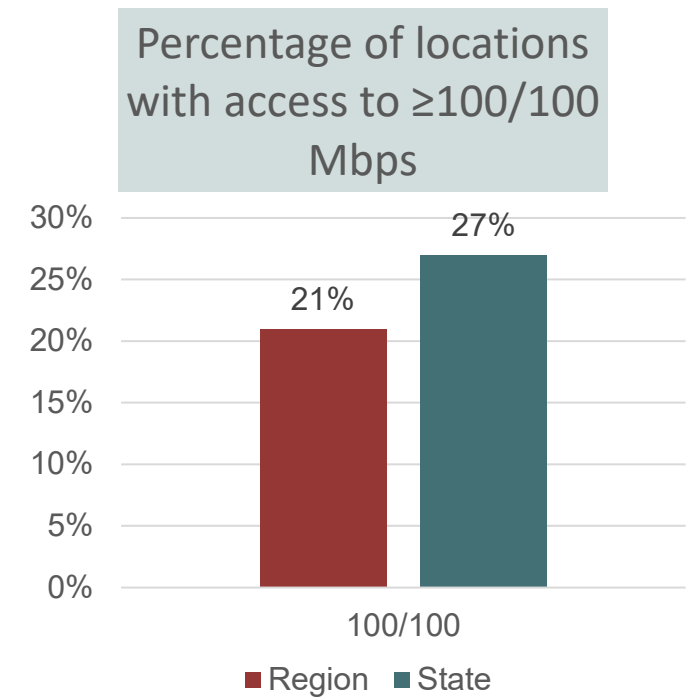
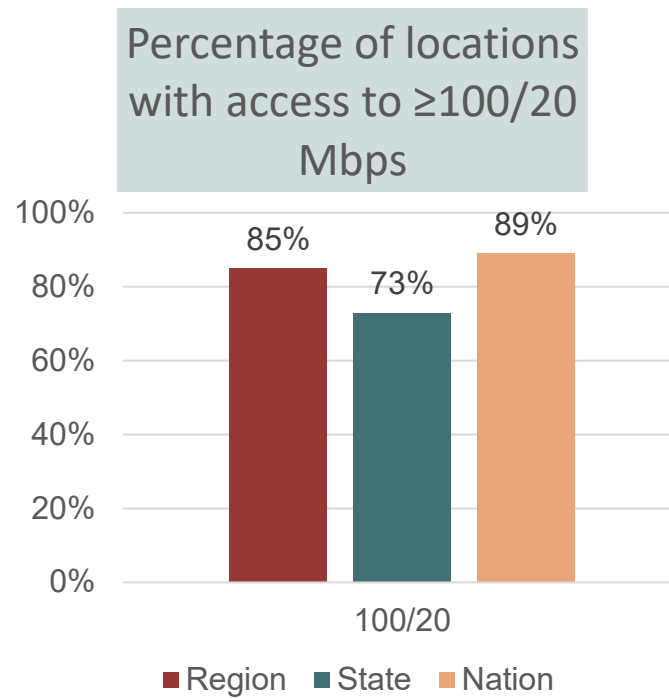
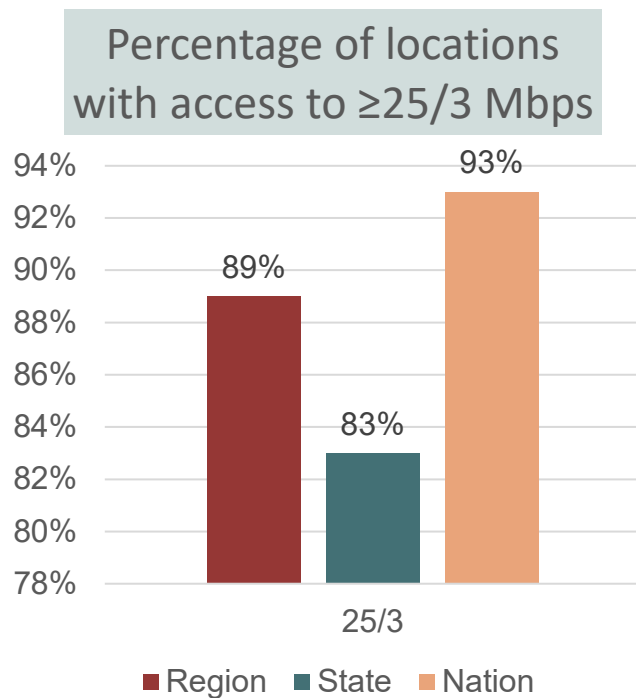
Per the Census ACS 5-Year 2021 survey, the region has a higher percentage of households subscribed to fiber, cable, or DSL internet service as compared to Wyoming



# SOUTHEAST WYOMING BROADBAND AVAILABILITY



**Southeast Wyoming has a greater share of locations with access to  $\geq 25/3$  Mbps and  $\geq 100/20$  Mbps as compared to the state, but lower share of  $\geq 100/100$  Mbps**



Note: National data is not available for locations served by  $\geq 100/100$  Mbps.

Source: Federal Communications Commission, National Broadband Map, Broadband Data Collection (as of December 2022)

# SOUTHEAST WYOMING UNSERVED LOCATIONS

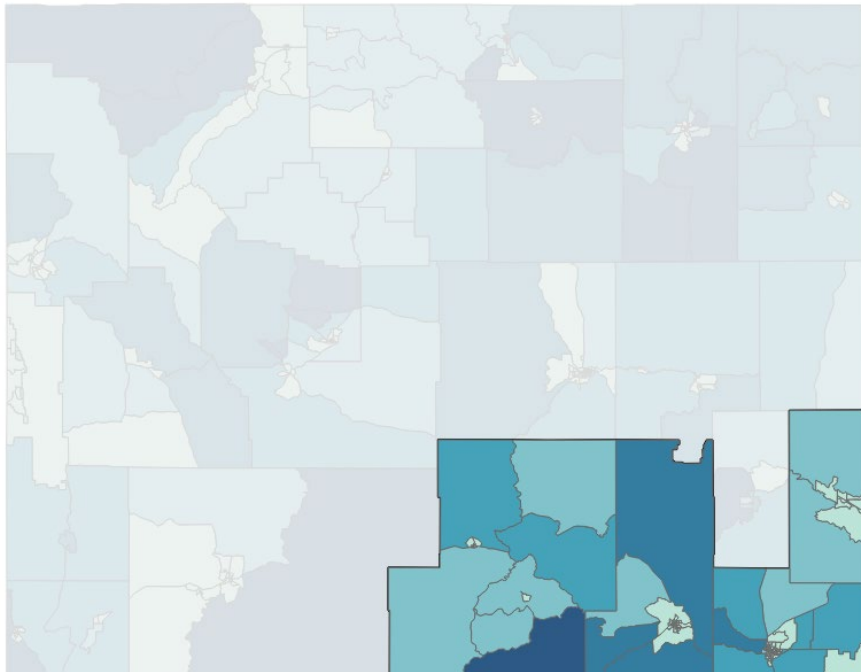


**~11% of the region's locations are unserved on the FCC map  
(7,688 of region's 67,945 locations)**

## Percent of unserved locations

% unserved as share of CBG's total locations

0-20% 21-40% 41-60% 61-80% >81%



1

Unserved locations are the top priority for federal IJA funding under federal rules.

2

FCC considers a location unserved that lacks 25/3 Mbps speeds over wireline, licensed fixed wireless, or hybrid licensed/unlicensed fixed wireless.

3

FCC's service estimations may vary depending on geographic locations (e.g., may estimate a higher number of unserved locations in urban areas and a lower number of unserved locations in rural areas)

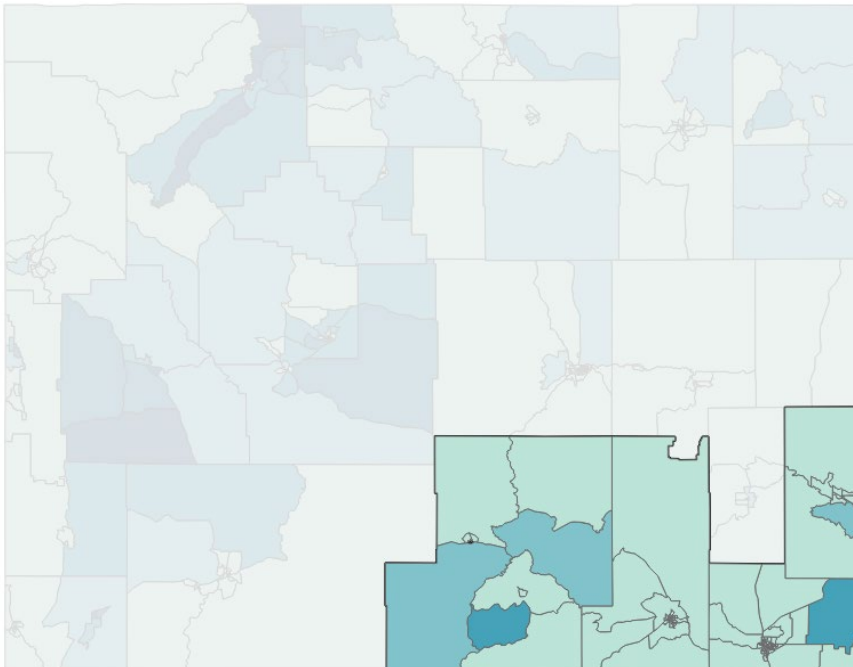
# SOUTHEAST WYOMING UNDERSERVED LOCATIONS



**~4% of the region's locations are underserved on the FCC map  
(2,749 of region's 67,945 locations)**

**Percent of underserved locations**  
% underserved as share of CBG's total locations

0-20% 21-40% 41-60% 61-80% >81%



1

Under federal IJA rules, underserved areas (between 25/3 & 100/20) receive funding if unserved areas are addressed first.

2

Accuracy of service estimation may vary depending on a range of variables (e.g., provider reporting, FCC methodology).

3

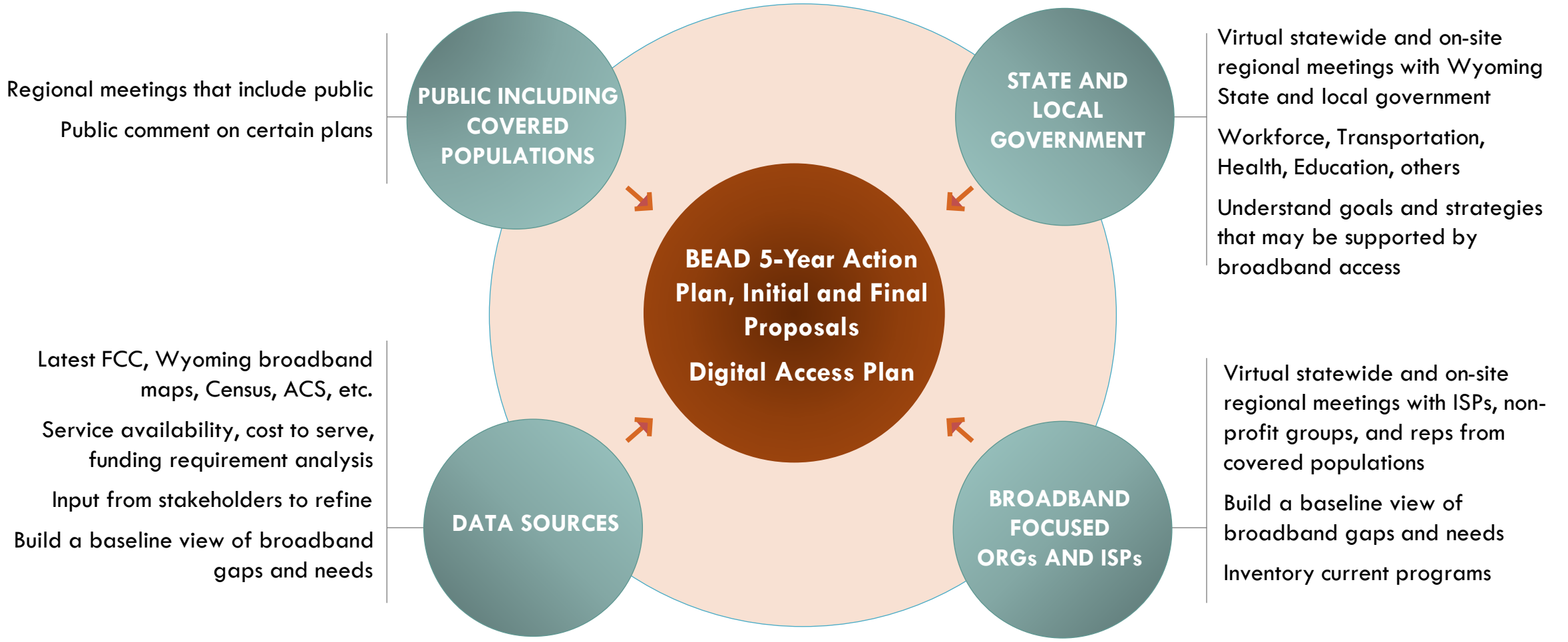
Although less than 5% of the region's locations are considered underserved, this number varies at the CBG level

# COMMUNITY ENGAGEMENT

This is why we're here today!



# STAKEHOLDER INPUT IS VITAL





# DIGITAL ACCESS OBJECTIVES – IMPACT ON STATE OUTCOMES



## Measurable objectives

- **Broadband Access**
- **Digital Literacy and Skills**
- **Privacy and Security**
- **Devices and Technical Support**
- **Accessible and Inclusive Content**
- **Affordability**

Assess  
Impact

## State outcomes

- **Economic and Workforce Development**
- **Education**
- **Health**
- **Social and Civic Engagement**
- **Delivery of Essential Services**

# AFFORDABLE CONNECTIVITY PROGRAM



**The Affordable Connectivity Program (ACP) is an FCC program that helps connect families and households struggling to afford internet service**

## **Benefits for eligible households:**

- Up to \$30/month internet service discount
- Up to \$75/month internet service discount on qualifying Tribal lands
- One-time discount up to \$100 for a device
- Some low-cost service plans can be entirely subsidized

Household income and federal assistance programs determine eligibility\*

Apply for the ACP: [affordableconnectivity.gov](https://affordableconnectivity.gov)

**ACP Enrollment Support: (877) 384-2575**

\* See all eligibility criteria at [affordableconnectivity.gov](https://affordableconnectivity.gov)

# SUBMITTING AN FCC BROADBAND MAP CHALLENGE



## Communities can challenge data in the FCC's broadband map

Map may contain errors which can be remedied via a challenge process

## Types of information to challenge:

- Address fabric data (building locations and unit counts)
- Reported service coverage

## Ways to challenge:

- Challenge an individual address\*
- Challenge bulk addresses\*\*  
(requires individual address input)

## What can my organization do?

- Educate partners and residents
- Support coordination of bulk challenges

\* <https://help.bdc.fcc.gov/hc/en-us/articles/10475216120475-How-to-Submit-a-Location-Challenge->

\*\* <https://www.fcc.gov/news-events/events/2022/09/broadband-serviceable-location-fabric-bulk-challenge-process-webinar>

# PARTNER SURVEYS AND INVENTORIES



## State and Local Government Asset Inventory

*Infrastructure-related assets that may help facilitate or reduce the cost of broadband deployment in the State*



## Community Anchor Connectivity

*Barriers and obstacles to clients, facility access, criticality of internet to mission and program capacity*



## ISP Workforce Preparedness

*Sources for hiring, workforce programs, ACP, internet skills and adoption, collaboration in community, deployment approaches, disaster recovery plans*



## Workforce Programs Inventory

*Workforce programs profile, barriers to developing diverse and skilled workforce, ISP workforce-related questions*



## Digital Access Program Inventory

*Program details, planned program types and areas of focus, broadband impacts on programmatic outcomes*



## Barriers and Obstacles for Covered Populations

*Internet, computer, and content access; digital skills; data security; barriers and obstacles; broadband impacts on programmatic outcomes*

# GOVERNMENT AGENCY ASSET INVENTORY



- **Physical assets** (conduit, fiber, structures, real estate, poles, etc.) available for lease to ISPs for broadband deployment
- **Capital construction projects** that include opportunities for placement of communications facilities
- **Analysis of skilled labor availability and workforce readiness** as it may impact State broadband policies and deployment goals
- **Agency role in tracking and monitoring** broadband or other communications outages
- **Planning or development of regulations** related to reliable and resilient broadband or other communications services
- **Policies and strategic plans** related to broadband digital equity, infrastructure deployment, economic development, resilience, partnerships, business planning and related efforts



# COMMUNITY ANCHOR INSTITUTIONS SURVEY




- **Profile:** Organization focus, groups you serve, and programs or services that facilitate use of broadband internet services by your clients
- **Barriers and obstacles:** Describe what prevents members of the communities you serve from accessing or using broadband internet
- **Facility access:** Level of internet access your organization's locations have and need. Can you get at least 1 Gigabit per second? If not, why not?
- **Criticality of service:** Criticality of broadband internet service to your mission. Has your organization been consulted in emergency or resilience planning?
- **Workforce development:** Is your organization involved in telecom or technology workforce programs?



# DIGITAL ACCESS PROGRAM INVENTORY




- **Profile:** Groups your organization serves, broadband/digital equity plans, are you part of a broadband coalition?
- **Existing programs:** Details on digital equity programs or services you offer, aspects of digital equity addressed, populations served, length of program activity, budget range, scope, scale, and so on
- **Planned programs:** New programs you may be developing
- **Programmatic impacts** of access to broadband by communities you serve. Metrics used to measure progress. Metrics the State should consider for economic and workforce, education, health, and civic and social engagement outcomes



# COVERED POPULATIONS BARRIERS SURVEY



- **Internet access:** Individuals in covered populations' experience with internet service
- **Computer access:** Individuals' experience in accessing computers
- **Digital literacy and skills:** Individuals' ability to effectively use technologies, get information, and use the internet
- **Inclusive and accessible content:** Individuals' access to meaningful website content
- **Data privacy and cyber security:** Individuals' ability to secure their information and computers
- **Barriers and obstacles:** Unique barriers to accessing broadband internet, home computers, and website content; acquiring digital skills; and securing information
- **Programmatic impacts** of access to broadband



## Covered Populations:

- Rural residents
- Low-income individuals
- Veterans
- Seniors
- Individuals with disabilities
- English learners
- Racial and ethnic minorities
- Incarcerated individuals



# INTERNET SERVICE PROVIDERS SURVEY



- Sources used for hiring workers for broadband service deployment
- Workforce development or apprenticeship programs. How you will work with the State on workforce development for broadband deployment, including programs to support diversity
- Participation in the Affordable Connectivity Program, subsidized service offerings speeds and costs
- Internet skills and adoption programs
- Collaboration with communities to close the digital divide
- Approaches to deploying broadband in areas most expensive to serve
- Continuity and disaster recovery plans



# WORKFORCE DEVELOPMENT SURVEY



- **Profile of workforce development programs your organization provides or uses, including:**
  - Programs for job placement in the communications industry or transferable skill sets
  - Programs addressing any specific populations or communities (such as rural)
  - Current capacity for developing and offering trainings to meet workforce demands in the communications industry
  - Plans for developing and offering additional programs to meet future demands
  - Funding sources for training programs
- **Barriers and obstacles to developing a diverse, skilled workforce and how these can be mitigated**
- **ISP workforce-related questions**



# DISCUSSION QUESTIONS



- What does digital connectivity look like for your organization and community today?
- What are the current barriers and opportunities to broadband access, devices, and digital skills for your community?
- What are your future broadband funding and deployment priorities that are necessary to support your organization's goals and create strong digital connectivity for your community?

- What assets does your organization and community have that can help the State optimize broadband access and connectivity for your constituents?
- What broadband planning or related activities exist for your organization or in the community?
- What additional partners should be included in the planning process?
- Discuss your organization's role in workforce development.

# QUESTIONS ABOUT WORKFORCE



- Discuss your organization's role in workforce development.
- Do any current workforce development programs include broadband-related jobs?
- What opportunities are there (e.g., new policies or investment) to expand workforce development programs to include broadband?
- What workforce development considerations should be built into broadband grant program requirements?
- What role should ISPs have in developing the needed workforce?

## Broadband-Related Jobs

- Network design engineers
- Telecommunications construction workers
- Make-ready line workers
- Outside plant fiber technicians
- Heavy equipment operators
- Inside plant technicians
- Customer support technicians
- Customer care representatives
- Project management
- Trainers

**Are there other jobs that need support?**

# QUESTIONS FOR ELECTED OFFICIALS AND GOVERNMENT AGENCIES



- What do you hear from your partners and the public about their challenges with broadband access and opportunity?
  - Do you have upcoming opportunities in your community that would support the expansion of broadband? (E.g., infrastructure projects, greenfield developments, etc.)
  - How do you view broadband enhancing economic development opportunities in your community?
- What publicly owned infrastructure assets could spur broadband deployment in the county?
  - What programs does your agency offer that support broadband access and opportunity for residents? Are you aware of other programs offered by organizations in the county?

# QUESTIONS FOR ISPS



- Based on your participation in other private/public funding efforts (ARPA) what should Wyoming consider for its BEAD grant program design?
- What are your top priorities and goals to invest in broadband infrastructure in this region/county?
- What do you need to fulfill broadband deployment and service expansion in the county?
- What are the known obstacles to deployment?

- What publicly owned physical and non-physical infrastructure assets would help your deployment efforts?
- What programmatic assets such as subsidy programs or partnerships with local communities and organizations do you have?
- What workforce resources do you rely on today? Where are the gaps?

# QUESTIONS FOR MEMBERS OF THE PUBLIC



- What is your experience with accessing and using the internet?
  - What are the primary activities you use the internet for?
  - Does anyone face challenges with internet quality? Accessing a computer?
  - Do you feel confident in your skills to use the internet and computers to support you and your family?
  - How is Wi-Fi used for operations and access to the public or your clients? Is there enough bandwidth for reliable Wi-Fi access?
- What local community organizations help you reach the internet? How is that experience?
  - Are there government services you regularly engage with online? How is that experience? Are there services you would like to access but can't?



# CONNECT WITH US

**Elaina Zempel**, Broadband Director

307-777-2802

[elaina.zempel@wyo.gov](mailto:elaina.zempel@wyo.gov)

[wbc.pub/Broadband](http://wbc.pub/Broadband)

**ctc technology & energy**

engineering & business consulting